

# Easy Guitar Songbook

## Children's Guitar Collection Vol. 1



**30 Great Songs**  
Includes Guitar TAB  
and Standard Notation



# Table of Contents

Introduction Section	
About This Songbook	2
How this Book is Set Up	3
Using the Melody Sheets	4
Using the Chords Sheets	5
Children's Guitar Collection Vol. 1	
Alouette	6
Alphabet Song	10
America The Beautiful	14
Ants Go Marching	18
Baa Baa Black Sheep	22
Bingo	26
Camptown Races	30
Danny Boy	34
Erie Canal	38
For He's a Jolly Good Fellow	42
Frere Jacques (Are You Sleeping?)	46
Happy Birthday	50
Head, Shoulders, Knees and Toes	54
Here we go Round the Mulberry Bush	58
Home on the Range	62
Hot Cross Buns	66
Hush Little Baby	70
If You're Happy and You Know It	74
I'm a Little Teapot	78
I'm a Yankee Doodle Dandy	82
It's Raining, It's Pouring	86
Itsy Bitsy Spider	90
I've Been Working on the Railroad	94
John Jacob Jingleheimer Schmidt	98
London Bridge	102
Mary Had a Little Lamb	106
Michael Finnigan	110
My Bonnie Lies Over the Ocean	114
My Country Tis of Thee	118
Oats, Peas, Beans and Barley	122
Appendices	
Appendix A: Chord Fingering Diagrams	126
Appendix B: Alternative Strumming Patterns	127

# About this Songbook



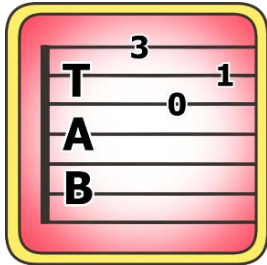
## Designed for Beginner and Intermediate Level Guitarists

This book is ideal for kids with previous guitar experience, as well as for kids just starting out. It includes 30 of the best children's songs for guitar, making it easy to learn melodies, chords, and singing.



## Easy Fingerings and Song Arrangements

We've strategically placed songs in guitar-friendly keys that use uncomplicated, effective fingerings. In addition, every song has been arranged to be symmetrical, consistent, and accurate.



## Guitar Tablature (TAB) and Standard Notation

In addition to standard notation, each song is displayed in guitar tablature (also known as TAB), a professionally-accepted notation system used by guitar players around the world.



## Common Chords and Simple Strumming Patterns

Our songs use the most common chords for guitar that go along with simple, supportive strumming patterns. We've included chord fingering diagrams, as well as additional strumming patterns, that can be found at the end of this book.



## Singing and Voice Training

Each song includes lyrics that line up directly with guitar notes and chords to facilitate singing while playing. This means even beginners can enjoy singing while playing guitar.




# How this Book is Set Up

This songbook presents Melodies and Chords in a unique format: Each song has its own Melody Sheet, which displays the melody of the song, followed by its own Chords Sheet, which displays the chords of the song. This provides an effective learning approach which allows you to focus on each guitar part independently.


# Melody Sheets

Each song starts with a **Melody Sheet** that displays its melody in both standard notation and guitar tablature. The melody is scored with fingerings that line up directly with the song's lyrics, allowing you to follow both words and music without difficulty.



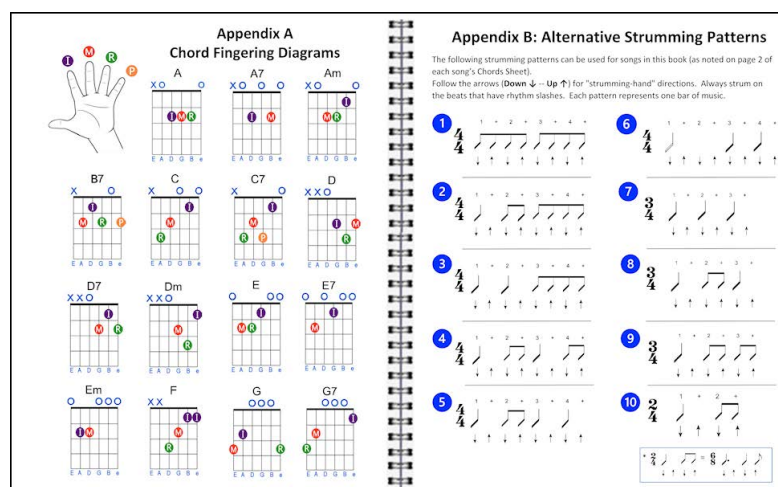
# Chord Sheets

Next is the **Chords Sheet** which features common chord shapes, as well as simple and supportive strumming patterns. The chords also line up directly with song lyrics, making it easy to play and sing.



## Appendices

The **Appendices** in the back of this book give helpful information for learning and playing chords. You'll find chord diagrams showing proper fingerings, as well as advanced strumming patterns for songs.





# Using the Melody Sheets

A **Melody Sheet** displays each song's melody in both standard notation and guitar tablature. Guitar tablature is the world's most popular notation system for guitar and is used in nearly every guitar book, magazine, and website. As we've already noted, every song includes lyrics that line up directly with guitar tablature, making it easy to sing while playing.

## Playing Melodies

The image shows a musical score for the melody of 'Hot cross buns!'. It is written in 4/4 time with a key signature of one sharp (F#). The melody consists of two measures. The first measure contains the notes A4, E4, and A4, with the lyrics 'Hot cross buns!' underneath. The second measure contains the notes A4, E4, and A4, with the lyrics 'Hot cross buns!' underneath. Below the standard notation is a guitar tablature system with three staves labeled T, A, and B. The first measure of the tablature shows the sequence 2, 0, 2 on the T staff, and the second measure shows 2, 0, 2 on the T staff.

- Melodies are scored in both Standard Notation and Guitar TAB
- Melodies have been scored with "first position" fingerings that are easy to play

## Voice Training

The image shows a musical score for the melody of 'Hush, little baby, don't say a word,'. It is written in 4/4 time with a key signature of one sharp (F#). The melody consists of two measures. The first measure contains the notes C4, D4, E4, and F#4, with the lyrics 'Hush, lit - tle ba - by,' underneath. The second measure contains the notes G4, F#4, E4, and D4, with the lyrics 'don't say a word,' underneath. Below the standard notation is a guitar tablature system with three staves labeled T, A, and B. The first measure of the tablature shows the sequence 0, 0, 0, 1 on the T staff, and the second measure shows 0, 3, 3, 3 on the T staff.

- Melody notes line up with lyrics, making it easy to sing along for voice training
- Songs have been scored in keys that work well with most singers' voices

# Using the Chords Sheets

A **Chord Sheet** provides each song's chords in guitar tablature. We've scored songs using "open position" guitar chords that are easy to play and sound great. The chords used in our songs are the most widely used chords on the guitar, and we've provided simple and supportive strumming patterns, making it easy to play and sing.

## Playing Chords

The musical notation for 'Hot cross buns!' is in 4/4 time. The melody consists of quarter notes: A (beat 1), E (beat 2), A (beat 3), A (beat 1), E (beat 2), and A (beat 3). The lyrics 'Hot cross buns!' are written below the melody. The guitar tablature below the staff shows the fingerings for the A and E chords. The A chord is played on strings 4, 3, and 2, and the E chord is played on strings 2, 1, and 3. The beats are numbered 1 through 4.

Beat	1	2	3	4	1	2	3	4
T	0	0	0	0	0	0	0	0
A	2	0	2	2	2	0	2	2
B	2	1	2	2	2	1	2	2
B	2	2	2	2	2	2	2	2
B	0	2	0	0	0	2	0	0

- Common "open-position" chords are used which are easy to play and most widely used

- The beat that the chords follow is labeled under each bar

## Singing and Strumming

The musical notation for 'Hush, little baby, don't say a word,' is in 4/4 time. The melody consists of quarter notes: C (beat 1), G (beat 2), G (beat 3), G (beat 4), C (beat 1), G (beat 2), G (beat 3), and G (beat 4). The lyrics 'Hush, lit - tle ba - by, don't say a word,' are written below the melody. The guitar tablature below the staff shows the fingerings for the C and G chords. The C chord is played on strings 3, 2, and 1, and the G chord is played on strings 3, 2, and 1. The beats are numbered 1 through 4.

Beat	1	2	3	4	1	2	3	4
T	0	0	0	0	3	3	3	3
A	1	1	1	1	0	0	0	0
B	0	0	0	0	0	0	0	0
B	2	2	2	2	0	0	0	0
B	3	3	3	3	2	2	2	2

- Chords line up with words making it easy to sing while playing

- Simple strumming patterns provide solid musical foundation for singers



G D<sup>7</sup> G

A - lou - et - te, gen - tille a - lou - et - te,

TAB 0 2 0 0 2 0 2 0 0 0

D<sup>7</sup> G

A - lou - et - te, je te plum - er - ai.

TAB 0 2 0 0 2 0 2 0 0

D<sup>7</sup> G

Je te plu - mer - ai la tête, Je te plu - mer - ai la tête,

TAB 0 2 0 1 3 3 3 3 0 3 1 0 2 0



D<sup>7</sup>

Et la tête, Et la tête, Et la tête, Et la tête,

T 3 3 3  
A 0 0 0  
B 0 0 0

A - lou - ette, A - lou - ette, O - o - o - oh,

T 3 3 3  
A 0 0 0  
B 0 2

G D<sup>7</sup> G

A - lou - et - te, gen - tille A - lou - et - te,

T 0 2  
A 0 0  
B 2 0 2 0

D<sup>7</sup> G

A - lou - et - te, Je te plum - er - ai.

T 0 2  
A 0 0  
B 2 0 2 0



Chords: G, D<sup>7</sup>, G

Musical notation (treble clef, key of G major, 4/4 time):

A - lou - et - te, gen - tille a - lou - et - te,

TAB:

3	3	2	3
0	0	1	0
0	0	2	0
2	2	0	2
3	3		3

Beat: 1 2 1 2 1 2 1 2

Chords: G, D<sup>7</sup>, G

Musical notation (treble clef, key of G major, 4/4 time):

A - lou - et - te, je te plum - er - ai.

TAB:

3	3	2	3
0	0	1	0
0	0	2	0
2	2	0	2
3	3		3

1 2 1 2 1 2 1 2

Chords: G, D<sup>7</sup>, G

Musical notation (treble clef, key of G major, 4/4 time):

Je te plu - mer - ai la tête, Je te plu - mer - ai la tête,

TAB:

3	3	2	3
0	0	1	0
0	0	2	0
2	2	0	2
3	3		3

1 2 1 2 1 2 1 2

**D<sup>7</sup>**

Et la tête, Et la tête, Et la tête, Et la tête,

1 2 1 2 1 2

A - lou - ette, A - lou - ette, O - o - o - oh,

1 2 1 2 1 2

**G** **D<sup>7</sup>** **G**

A - lou - et - te, gen - tille A - lou - et - te,

1 2 1 2 1 2

**G** **D<sup>7</sup>** **G**


A - lou - et - te, Je te plum - er - ai.

1 2 1 2 1 2



# Alphabet Song

~ Melody ~



A
D
A
D
A
E<sup>7</sup>
A

A, B, C, D,
E, F, G,
H, I, J, K,
L, M, N, O, P,

TAB

0	0	2	2	0	3	3	2	2	0	0	0	0	2
2	2												

D
A
E<sup>7</sup>
A
D
A
E<sup>7</sup>

Q, R, S,
T, U, V,
W, \_\_\_\_\_
X,
Y and Z.

TAB

0	0	3	2	2	0	0	0	0	3	2	2	0

A
D
A
D
A
E<sup>7</sup>
A

Now I know my
A - B - C's.
Next time won't you
sing with me?

TAB

0	0	2	2	0	3	3	2	2	0	0	2
2	2										

# Alphabet Song Melody

A D A D A E<sup>7</sup> A

A, B, C, D, E, F, G, H, I, J, K, L, M, N, O, P,

TAB

0 0 2 2 0 3 3 2 2 0 0 0 0 2

D A E<sup>7</sup> A D A E<sup>7</sup>

Q, R, S, T, U, V, W, X, Y and Z.

TAB

0 0 3 2 2 0 0 0 3 2 2 0

A D A D A E<sup>7</sup> A


Now I know my A - B - C's. Next time won't you sing with me?

TAB

0 0 2 2 0 3 3 2 2 0 0 2

# Alphabet Song

~ Chords ~



A D A D A E<sup>7</sup> A

A, B, C, D, E, F, G, H, I, J, K, L, M, N, O, P,

Beat: 1 2 3 4 1 2 3 4 1 2 3 4 1 2 3 4

A D A E<sup>7</sup> A D A E<sup>7</sup>

Q, R, S, T, U, V, W, X, Y and Z.

1 2 3 4 1 2 3 4 1 2 3 4 1 2 3 4

A D A D A E<sup>7</sup> A

Now I know my A - B - C's. Next time won't you sing with me?

1 2 3 4 1 2 3 4 1 2 3 4 1 2 3 4



A D A D A E<sup>7</sup> A

A, B, C, D, E, F, G, H, I, J, K, L, M, N, O, P,

0 2 2 2 0 0 2 2 2 0 2 3 2 2 0 0 0 1 2 0 0 2 2 2 0

1 2 3 4 1 2 3 4 1 2 3 4 1 2 3 4

A D A E<sup>7</sup> A D A E<sup>7</sup>

Q, R, S, T, U, V, W, X, Y and Z.

0 2 0 0 0 2 0 2 0 0 2 3 2 2 0 0 0 2 0 0 2 2 0 0

1 2 3 4 1 2 3 4 1 2 3 4 1 2 3 4

A D A D A E<sup>7</sup> A

Now I know my A - B - C's. Next time won't you sing with me?

0 2 0 2 2 3 0 2 0 2 0 0 1 0 2 0 0 2 2 2 0 2 2 0

1 2 3 4 1 2 3 4 1 2 3 4 1 2 3 4



C G G<sup>7</sup> C

O beau - ti - ful for spa - cious skies, for am - ber waves of grain, for

TAB

0 0 2 2 0 0 0 2 3 0 2 0 0 0

G D<sup>7</sup> G

pur - ple moun-tain ma - jes-ties a - bove the fruit - ed plain. A -

TAB

0 2 2 0 0 0 3 2 3 0 2 3 0

C G G<sup>7</sup> C

mer - i - ca! A - mer - i - ca! God shed His grace on thee, and

TAB

0 0 3 1 1 0 0 1 3 0 2 0 1 1

F C F G<sup>7</sup> C

crown thy good with broth - er-hood from sea to shin - ing sea. O

TAB

1 2 2 1 1 0 0 0 2 1 0 3 1 0

# America The Beautiful

## Melody

C G G<sup>7</sup> C

beau - ti - ful for pil - grim feet, whose stern im - pass - ion'd stress; A

TAB 0 2 2 0 0 0 0 2 3 0 2 0 0 0

G D<sup>7</sup> G

thour - ough-fare for free - dom beat a - cross the wil - der - ness. A -

TAB 0 2 2 0 0 0 0 3 2 3 0 2 3 0

C G G<sup>7</sup> C

mer - ic - ca! A - mer - ic - ca! God mend thine ev - ry flaw. Con -

TAB 0 0 3 1 1 0 0 1 3 0 2 0 1 1

F C F G<sup>7</sup> C

firm they soul in self con - trol, Thy lib - er - ty in law.

TAB 1 2 2 1 1 0 0 0 2 1 0 3 1





Chords: C G G<sup>7</sup> C

O beau - ti - ful for spa - cious skies, for am - ber waves of grain, for

Beat: 1 2 3 4 1 2 3 4 1 2 3 4 1 2 3 4

TAB: 0 0 3 3 1 1 0 0 0 0 2 2 3 3

Chords: G D<sup>7</sup> G

pur - ple moun - tain ma - jes - ties a - bove the fruit - ed plain. A -

1 2 3 4 1 2 3 4 1 2 3 4 1 2 3 4

TAB: 0 0 3 3 3 2 3 3 0 1 0 0 0 0 0 0

Chords: C G G<sup>7</sup> C

mer - i - ca! A - mer - i - ca! God shed His grace on thee, and

1 2 3 4 1 2 3 4 1 2 3 4 1 2 3 4

TAB: 0 0 3 3 1 1 0 0 0 0 2 2 3 3

Chords: F C F G<sup>7</sup> C

crown thy good with broth - er - hood from sea to shin - ing sea. O

1 2 3 4 1 2 3 4 1 2 3 4 1 2 3 4

TAB: 1 1 0 0 1 1 0 0 1 1 2 2 3 3

C G G<sup>7</sup> C

beau - ti - ful for pil - grim feet, whose stern im - pass - ion'd stress; A

T 0 1 0 0 3 3 1 1 0 0  
A 1 1 0 0 0 0 0 0 1 1  
B 2 2 0 0 0 0 0 0 2 2  
3 3 3 3 3 3 3 3 3 3

1 2 3 4 1 2 3 4 1 2 3 4 1 2 3 4

G D<sup>7</sup> G

thour - ough - fare for free - dom beat a - cross the wil - der - ness. A -

T 0 1 0 0 3 3 3 2 3 3  
A 1 1 0 0 0 0 0 1 0 0  
B 2 2 0 0 0 0 0 0 0 0  
3 3 3 3 3 3 3 3 3 3

1 2 3 4 1 2 3 4 1 2 3 4 1 2 3 4

C G G<sup>7</sup> C

mer - ic - ca! A - mer - ic - ca! God mend thine ev - ry flaw. Con -

T 0 1 0 0 3 3 1 1 0 0  
A 1 1 0 0 0 0 0 0 1 1  
B 2 2 0 0 0 0 0 0 2 2  
3 3 3 3 3 3 3 3 3 3

1 2 3 4 1 2 3 4 1 2 3 4 1 2 3 4

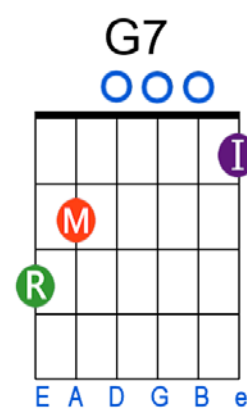
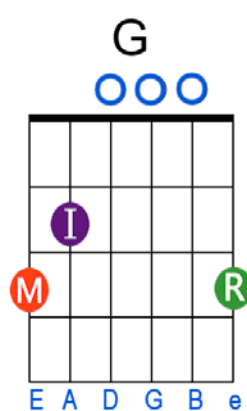
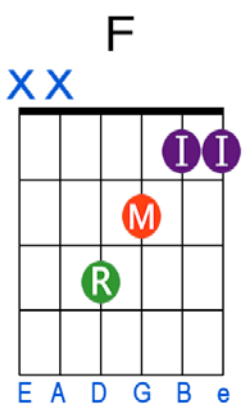
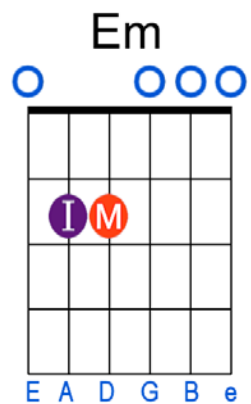
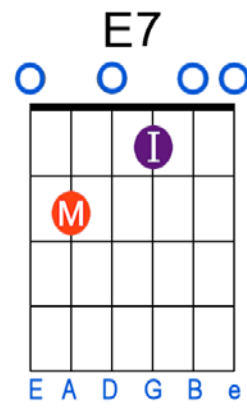
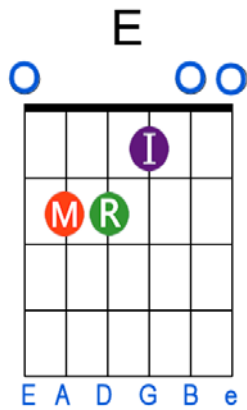
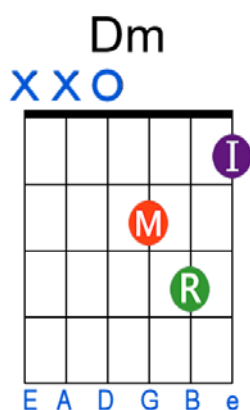
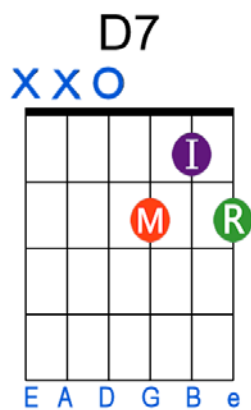
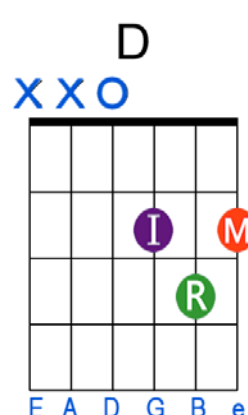
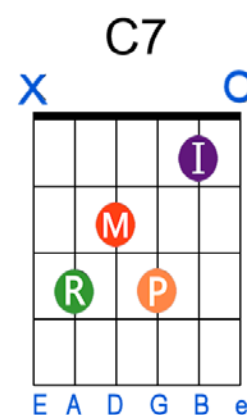
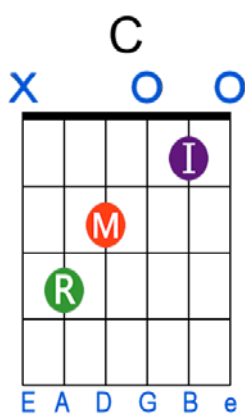
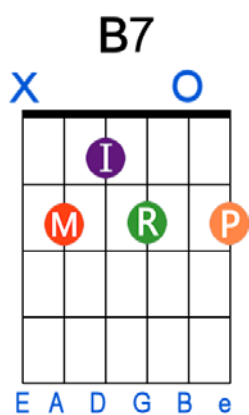
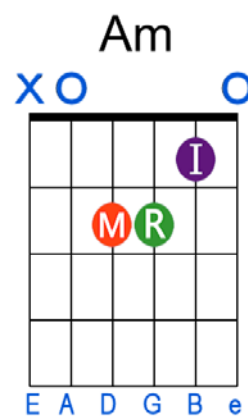
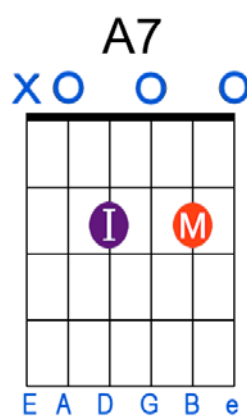
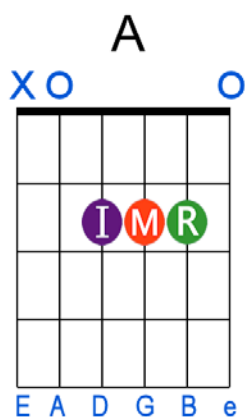
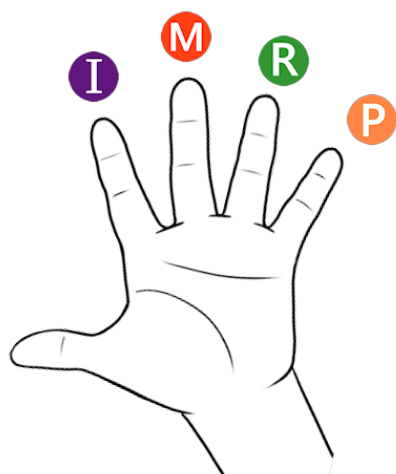
F C F G<sup>7</sup> C

firm they soul in self con - trol, Thy lib - er - ty in law.

T 1 1 0 0 1 1 0 0  
A 1 1 1 1 1 1 0 0  
B 2 2 0 0 2 2 0 0  
3 3 3 3 3 3 2 3

1 2 3 4 1 2 3 4 1 2 3 4 1 2 3 4

## Appendix A:



# Appendix B: Alternative Strumming Patterns

The following strumming patterns can be used for songs in this book (as noted on page 2 of each song's Chords Sheet).

Follow the arrows (**Down** ↓ -- **Up** ↑) for "strumming-hand" directions. Always strum on the beats that have rhythm slashes. Each pattern represents one bar of music.

**1**  $\frac{4}{4}$  1 + 2 + 3 + 4 +

**6**  $\frac{4}{4}$  1 + 2 + 3 + 4 +

**2**  $\frac{4}{4}$  1 + 2 + 3 + 4 +

**7**  $\frac{3}{4}$  1 + 2 + 3 +

**3**  $\frac{4}{4}$  1 + 2 + 3 + 4 +

**8**  $\frac{3}{4}$  1 + 2 + 3 +

**4**  $\frac{4}{4}$  1 + 2 + 3 + 4 +


**9**  $\frac{3}{4}$  1 + 2 + 3 +

**5**  $\frac{4}{4}$  1 + 2 + 3 + 4 +

**10**  $\frac{2}{4}$  1 + 2 +

\*  $\frac{2}{4}$  1 + 2 + =  $\frac{6}{8}$  1. 2. 3.

# More Easy Guitar Songbooks



## Children's Guitar Collection Vol. 2.....24.95

This 130 page songbook, a continuation of Volume 1, features melodies and chords for 30 of the best songs for children including: "Old MacDonald," "Pop Goes the Weasel," "Take Me Out to the Ball Game," "Ring Around the Rosie," "Row, Row, Row Your Boat," "The Star Spangled Banner," "This Old Man," "Twinkle, Twinkle Little Star," "Wheels on the Bus," "Yankee Doodle" . . . and many more! Includes Standard Notation and Guitar TAB.




## Christian Children's Guitar Collection.....24.95

This 130 page songbook features melodies and chords for 30 of the most beloved Christian songs for children including: "Deep and Wide," "Down in My Heart," "He's Got the Whole World in His Hands," "I am a C-H-R-I-S-T-I-A-N," "I've Got Peace Like a River," "Jesus Loves Me," "This Little Light of Mine" . . . and many more! Excerpts of verses from the *International Children's Bible* are included. Includes Standard Notation and Guitar TAB.



## Christian Family Guitar Collection.....24.95

This 130 page songbook features melodies and chords for 30 inspiring Christian-oriented songs for kids and adults including: "Amazing Grace," "God Bless America," "How Great Thou Art," "Kum-Ba-Yah," "Michael Row the Boat Ashore," "The Old Rugged Cross," "When the Saints Go Marching In" . . . and many more! Excerpts of verses from the *King James Version* of the Bible are included. Includes Standard Notation and Guitar TAB.



## Christmas Classics Guitar Collection.....24.95

This 130 page songbook features melodies and chords for 30 traditional Christmas songs including: "Angels We Have Heard on High," "Away in a Manger," "Deck the Halls," "God Rest Ye Merry Gentlemen," "Jingle Bells," "Joy to the World," "O Come, All Ye Faithful," "Silent Night," "The First Noel," "We Three Kings," "We Wish You a Merry Christmas" . . . and many more! Includes Standard Notation and Guitar TAB.

All books available at: **MakeMusicEasy.com**



# Easy Guitar Songbook

## Children's Guitar Collection Vol. 1



**30 Great Songs**  
Includes Guitar TAB  
and Standard Notation

**Children's Guitar Collection Vol. 1** is a compilation of 30 traditional, well-loved songs, carefully arranged for the young and the "just learning" guitarist. It comes complete with a dual format for each song – a separate section for the melody and a separate section for chords. In addition, this full-color 130-page songbook displays each song, along with lyrics, in Standard Music Notation, as well as in Guitar Tablature, to meet the needs of individual learners – even those who can't (or don't want to) read music. Our Children's Guitar Collection makes playing the guitar, and singing along, easy and fun. Hands down, it will become your child's favorite music book!

Alouette  
Alphabet Song  
America, the Beautiful  
Ants Go Marching  
Baa Baa Black Sheep  
Bingo  
Camptown Races  
Danny Boy  
Eerie Canal  
For He's a Jolly Good Fellow  
Frère Jacques (Are You Sleeping?)  
Happy Birthday  
Head, Shoulders, Knees and Toes  
Here We Go 'Round the Mulberry Bush  
Home on the Range

Hot Cross Buns  
Hush, Little Baby  
If You're Happy and You Know It  
I'm a Little Teapot  
I'm a Yankee Doodle Dandy  
It's Raining, It's Pouring  
Itsy Bitsy Spider  
I've Been Working on the Railroad  
John Jacob Jingleheimer Schmidt  
London Bridge  
Mary Had a Little Lamb  
Michael Finnegan  
My Bonnie Lies Over the Ocean  
My Country 'Tis of Thee  
Oats, Peas, Beans and Barley