

# Easy Guitar Songbook

## *Children's Guitar Collection Vol. 2*

Make  
Music  
**EASY**

**30 Great Songs**  
Includes Guitar TAB  
and Standard Notation



# Table of Contents

Introduction Section	
About This Songbook	2
How this Book is Set Up	3
Using the Melody Sheets	4
Using the Chords Sheets	5
Children's Guitar Collection Vol. 2	
Oh My Darling Clementine	6
Oh Susanna	10
Oh Where Oh Where Has My Little Dog Gone	14
Old King Cole	18
Old MacDonald	22
On Top of Old Smokey	26
Over the River and Through the Woods	30
Polly Wolly Doodle	34
Pop Goes the Weasel	38
Rain, Rain Go Away	42
Ring Around the Rosie	46
Rock-a-Bye Baby	50
Row Row Row Your Boat	54
She'll Be Coming Around the Mountain	58
Shoo Fly, Don't Bother Me	62
Simple Gifts	66
Skinamariky Dinky Dink	70
Skip to My Lou	74
Take Me Out to the Ballgame	78
The Farmer in the Dell	82
The Muffin Man	86
The Old Gray Mare	90
The Star Spangled Banner	94
This Land is Your Land	98
This Old Man	102
Three Blind Mice	106
Twinkle Twinkle Little Star	110
Wheels on the Bus	114
Yankee Doodle	118
You're a Grand Old Flag	122
Appendices	
Appendix A: Chord Fingering Diagrams	126
Appendix B: Alternative Strumming Patterns	127

# About this Songbook



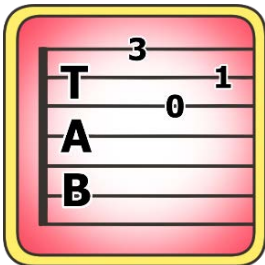
## Designed for Beginner and Intermediate Level Guitarists

This book is ideal for kids with previous guitar experience, as well as for kids just starting out. It includes 30 of the best children's songs for guitar, making it easy to learn melodies, chords, and singing.



## Easy Fingerings and Song Arrangements

We've strategically placed songs in guitar-friendly keys that use uncomplicated, effective fingerings. In addition, every song has been arranged to be symmetrical, consistent, and accurate.



## Guitar Tablature (TAB) and Standard Notation

In addition to standard notation, each song is displayed in guitar tablature (also known as TAB), a professionally-accepted notation system used by guitar players around the world.



## Common Chords and Simple Strumming Patterns

Our songs use the most common chords for guitar that go along with simple, supportive strumming patterns. We've included chord fingering diagrams, as well as additional strumming patterns, that can be found at the end of this book.



## Singing and Voice Training

Each song includes lyrics that line up directly with guitar notes and chords to facilitate singing while playing. This means even beginners can enjoy singing while playing guitar.



# How this Book is Set Up

This songbook presents Melodies and Chords in a unique format: Each song has its own Melody Sheet, which displays the melody of the song, followed by its own Chords Sheet, which displays the chords of the song. This provides an effective learning approach which allows you to focus on each guitar part independently.

## Melody Sheets

Each song starts with a **Melody Sheet** that displays its melody in both standard notation and guitar tablature. The melody is scored with fingerings that line up directly with the song's lyrics, allowing you to follow both words and music without difficulty.

The Old Gray Mare  
- Melody -

Oh, the Old Gray Mare, she ain't what she used to be,  
man - y long years a - go. Oh, the  
Old Gray Mare, she ain't what she used to be,  
man - y long years a - go.

This image shows the Melody Sheet for the song 'The Old Gray Mare'. It features a title box with a horse illustration. The sheet contains two columns of music. The left column shows the melody in standard notation with guitar tablature underneath. The right column shows the melody in standard notation with lyrics underneath. The lyrics are: 'Oh, the Old Gray Mare, she ain't what she used to be, man - y long years a - go. Oh, the Old Gray Mare, she ain't what she used to be, man - y long years a - go.'

## Chord Sheets

Next is the **Chords Sheet** which features common chord shapes, as well as simple and supportive strumming patterns. The chords also line up directly with song lyrics, making it easy to play and sing.

The Old Gray Mare  
- Chords -

Oh, the Old Gray Mare, she ain't what she used to be,  
man - y long years a - go. Oh, the  
Old Gray Mare, she ain't what she used to be,  
man - y long years a - go.

This image shows the Chord Sheet for the song 'The Old Gray Mare'. It features a title box with a horse illustration. The sheet contains two columns of music. The left column shows the chords in standard notation with guitar tablature underneath. The right column shows the chords in standard notation with lyrics underneath. The lyrics are: 'Oh, the Old Gray Mare, she ain't what she used to be, man - y long years a - go. Oh, the Old Gray Mare, she ain't what she used to be, man - y long years a - go.'

## Appendices

The **Appendices** in the back of this book give helpful information for learning and playing chords. You'll find chord diagrams showing proper fingerings, as well as advanced strumming patterns for songs.

**Appendix A: Chord Fingering Diagrams**

The following diagrams show proper fingerings for various chords. Each diagram includes a hand illustration showing the correct finger placement on the fretboard.

**Appendix B: Alternative Strumming Patterns**

The following strumming patterns can be used for songs in this book (as noted on page 2 of each song's Chords Sheet). Follow the arrows (Down ↓ - Up ↑) for "strumming-hand" directions. Always strum on the beats that have rhythm slashes. Each pattern represents one bar of music.

This image shows two appendices. Appendix A, 'Chord Fingering Diagrams', displays 16 chord diagrams with fingerings for A, A7, Am, B7, C, C7, D, D7, Dm, E, E7, Em, F, G, and G7. Appendix B, 'Alternative Strumming Patterns', shows 10 numbered strumming patterns with arrows indicating down and up strokes.



# Using the Melody Sheets

A **Melody Sheet** displays each song's melody in both standard notation and guitar tablature. Guitar tablature is the world's most popular notation system for guitar and is used in nearly every guitar book, magazine, and website. As we've already noted, every song includes lyrics that line up directly with guitar tablature, making it easy to sing while playing.

## Playing Melodies

The image shows a musical score for the song 'Yan-kee Doo-dle'. It features a treble clef and a 2/4 time signature. The melody is written on a single staff. Above the staff, the notes are labeled with chord symbols: 'C' above the first measure and 'G' above the second measure. Below the staff, the lyrics 'Yan - kee Doo - dle went to town a' are written. At the bottom, there is a guitar tablature section with two staves labeled 'T' and 'B'. The tablature shows the fret numbers for each note: 1, 1, 3, 0 for the first measure and 1, 0, 3, 0 for the second measure.

- Melodies are scored in both Standard Notation and Guitar TAB
- Melodies have been scored with "first position" fingerings that are easy to play

## Voice Training

The image shows a musical score for the song 'Twinkle, Twinkle, Little Star'. It features a treble clef and a 4/4 time signature. The melody is written on a single staff. Above the staff, the notes are labeled with chord symbols: 'G' above the first measure, 'C' above the second measure, and 'G' above the third measure. Below the staff, the lyrics 'Twink - le, twink - le lit - tle star,' are written. At the bottom, there is a guitar tablature section with two staves labeled 'T' and 'B'. The tablature shows the fret numbers for each note: 0, 0, 3, 3 for the first measure and 0, 0, 3 for the second measure.

- Melody notes line up with lyrics, making it easy to sing along for voice training
- Songs have been scored in keys that work well with most singers' voices

# Using the Chords Sheets

A **Chord Sheet** provides each song's chords in guitar tablature. We've scored songs using "open position" guitar chords that are easy to play and sound great. The chords used in our songs are the most widely used chords on the guitar, and we've provided simple and supportive strumming patterns, making it easy to play and sing.

## Playing Chords

C G

Yan - kee Doo - dle went to town a

Beat: 1 2 1 2

String	Beat 1	Beat 2	Beat 3	Beat 4
T	0	0	0	3
A	1	1	1	0
B	0	0	0	0

- Common "open-position" chords are used which are easy to play and most widely used

- The beat that the chords follow is labeled under each bar

## Singing and Strumming

G C G

Twink - le, twink - le lit - tle star,

Beat: 1 2 3 4 1 2 3 4

String	Beat 1	Beat 2	Beat 3	Beat 4	Beat 5	Beat 6	Beat 7	Beat 8
T	3	3	0	0	0	3	0	0
A	0	0	0	0	1	0	0	0
B	0	0	0	0	0	0	0	0

- Chords line up with words making it easy to sing while playing

- Simple strumming patterns provide solid musical foundation for singers

# Oh, My Darling Clementine

## ~ Melody ~

♪ =  $\overline{\text{♪} \text{♪} \text{♪}}$

C G<sup>7</sup>

In a cav - ern, in a can - yon, ex - ca - vat - ing for a mine, dwelt a

TAB

C G<sup>7</sup> C

min - er for - ty nin - er and his daugh - ter, Clem - en - tine. Oh my

TAB

G<sup>7</sup>

dar - ling, oh my dar - ling, oh my dar - ling, Clem - en - tine, you are

TAB

C G<sup>7</sup> C

lost and gone for - ev - er, dread - ful sor - ry, Clem - en - tine. Light she

TAB



# Oh My Darling Clementine

## Melody

C G<sup>7</sup>

was and like a fai - ry, and her shoes were num-ber nine, her-ring

TAB

C G<sup>7</sup> C

box - es with-out top - ses, sand-als were for Clem-en - tine. Oh my

TAB

G<sup>7</sup>

dar - ling, oh my dar - ling, oh my dar - ling, Clem-en - tine, you are

TAB

C G<sup>7</sup> C

lost and gone for - ev - er, dread - ful sor - ry, Clem-en - tine.

TAB



♪ = ♪<sup>3</sup>

**C** **G<sup>7</sup>**

In a cav - ern, in a can - yon, ex - ca - vat - ing for a mine, dwelt a

TAB

0	0	0	1
1	1	1	0
0	0	0	0
2	2	2	2
3	3	3	3

Beat: 1 2 3 1 2 3 1 2 3 1 2 3

**C** **G<sup>7</sup>** **C**

min - er for - ty nin - er and his daugh - ter, Clem - en - tine. Oh my

TAB

1	0	1	0
0	1	0	1
0	0	0	0
2	2	2	2
3	3	3	3

1 2 3 1 2 3 1 2 3 1 2 3

**G<sup>7</sup>**

dar - ling, oh my dar - ling, oh my dar - ling, Clem - en - tine, you are

TAB

0	0	0	1
1	1	1	0
0	0	0	0
2	2	2	2
3	3	3	3

1 2 3 1 2 3 1 2 3 1 2 3

**C** **G<sup>7</sup>** **C**

lost and gone for - ev - er, dread - ful sor - ry, Clem - en - tine. Light she

TAB

1	0	1	0
0	1	0	1
0	0	0	0
2	2	2	2
3	3	3	3

1 2 3 1 2 3 1 2 3 1 2 3

C G<sup>7</sup>

was and like a fai - ry, and her shoes were num-ber nine, her-ring

1 2 3 1 2 3 1 2 3 1 2 3

C G<sup>7</sup> C

box - es with-out top - ses, sand-als were for Clem-en - tine. Oh my

1 2 3 1 2 3 1 2 3 1 2 3

G<sup>7</sup>

dar - ling, oh my dar - ling, oh my dar - ling, Clem - en - tine, you are


1 2 3 1 2 3 1 2 3 1 2 3

C G<sup>7</sup> C

lost and gone for - ev - er, dread - ful sor - ry, Clem - en - tine.

1 2 3 1 2 3 1 2 3 1 2 3





# Oh! Susanna

~ Melody ~

A E7

Well I come from Al - a - bam - a with a ban - jo on my knee. And I'm

TAB

2 0 2 0 0 2 0 2 2 0 2 0 2 0

A E7 A

goin' to Loui - si - a - na, my true love for to see.

TAB

2 0 0 2 0 2 2 0 2 2 0 0 2

D A E7

Oh! Su - san - na, oh, don't you cry for me, for I

TAB

3 3 2 2 2 0 0 2 2 0 2 0

A E7 A

come from Al - a - bam - a with a ban - jo on my knee. Well it

TAB

2 0 0 2 0 2 2 0 2 2 0 0 2 2 0

# Oh Susanna Melody

A E7

rained all night the day I left, the wea - ther it was dry. The

TAB

A E7 A

sun so hot I froze to death; Su - san - na, don't you cry.

TAB

D A E7


Oh! Su - san - na, oh, don't you cry for me, for I

TAB

A E7 A

come from Al - a - bam - a with a ban - jo on my knee.

TAB



# Oh! Susanna

## ~ Chords ~

**A** **E7**

Well I come from Al - a - bam - a with a ban - jo on my knee. And I'm

Beat: 1 2 3 4 1 2 3 4 1 2 3 4 1 2 3 4

**A** **E7** **A**

goin' to Loui - si - a - na, my true love for to see.

1 2 3 4 1 2 3 4 1 2 3 4 1 2 3 4

**D** **A** **E7**

Oh! Su - san - na, oh, don't you cry for me, for I

1 2 3 4 1 2 3 4 1 2 3 4 1 2 3 4

**A** **E7** **A**

come from Al - a - bam - a with a ban - jo on my knee. Well it

1 2 3 4 1 2 3 4 1 2 3 4 1 2 3 4



[illegible]



**A** **E7**

Oh where, oh where has my lit - tle dog gone? Oh

TAB

2 0 2 2 1 2 0 0 1 2

**A**

where, oh where can he be? With his

TAB

2 0 3 2 0 0 2 3

**E7**

ears cut short and his tail cut long, oh

TAB

0 2 2 1 2 0 1 2

**A**

where, oh where can he be? Oh

TAB

2 0 3 2 0 2 2

# Oh Where Oh Where Has My Little Dog Gone

## Melody

**A** **E7**

where, oh where has my lit - tle dog gone? Oh

TAB: 0 2 2 1 2 0 0 1 2

**A**

where, oh where can he be? With his

TAB: 2 0 3 2 0 0 2 3

**E7**

ears cut short and his tail cut long, oh

TAB: 0 2 2 1 2 0 1 2

**A**

where, oh where can he be?

TAB: 2 0 3 2 0 2





**A** **E7**

Oh where, oh where has my lit - tle dog gone? Oh

Beat: 1 2 3 1 2 3 1 2 3 1 2 3

TAB: 0 2 2 2 0 0 2 2 2 0 0 2 2 2 0

**A**

where, oh where can he be? With his

1 2 3 1 2 3 1 2 3 1 2 3

TAB: 0 0 1 0 2 0 0 2 2 0 0 2 2 2 0

**E7**

ears cut short and his tail cut long, oh

1 2 3 1 2 3 1 2 3 1 2 3

TAB: 0 2 2 2 0 0 2 2 2 0 0 2 2 2 0

**A**

where, oh where can he be? Oh

1 2 3 1 2 3 1 2 3 1 2 3

TAB: 0 0 1 0 2 0 0 2 2 0 0 2 2 2 0

# Oh Where Oh Where Has My Little Dog Gone Chords

**A** **E7**

where, oh where has my lit - tle dog gone? Oh

1 2 3 1 2 3 1 2 3 1 2 3

**A**

where, oh where can he be? With his

1 2 3 1 2 3 1 2 3 1 2 3

**E7**

ears cut short and his tail cut long, oh

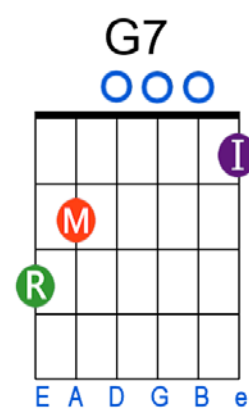
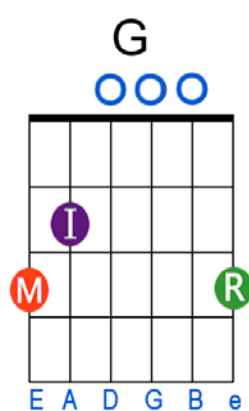
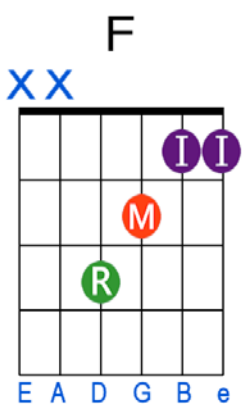
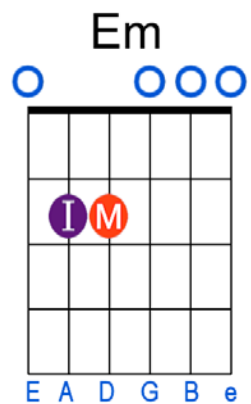
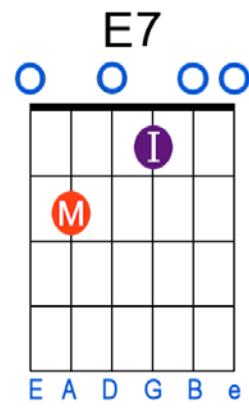
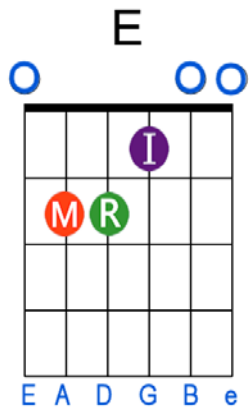
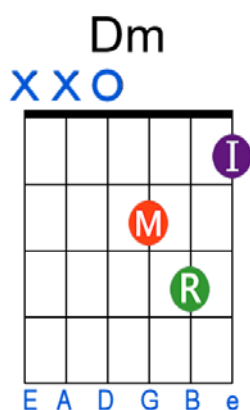
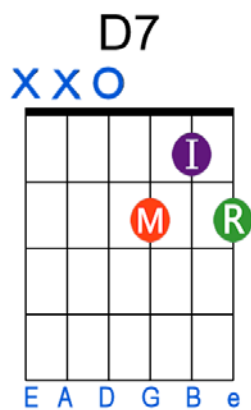
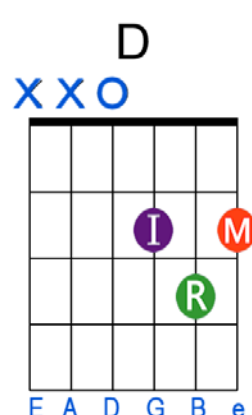
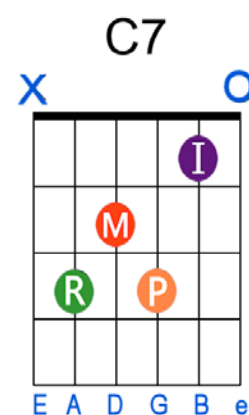
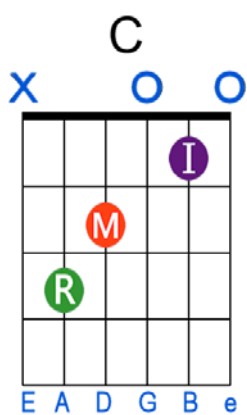
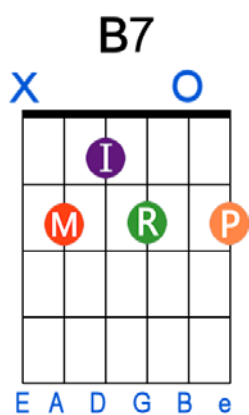
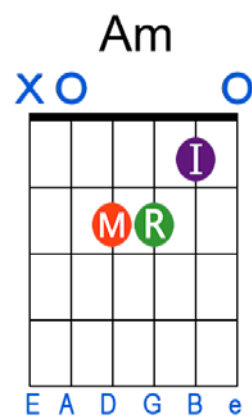
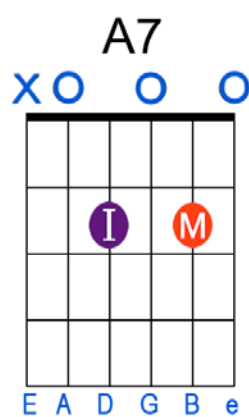
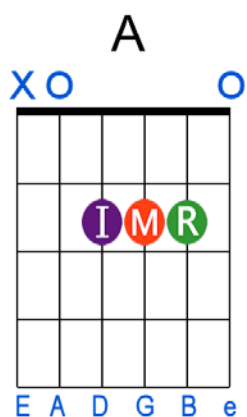
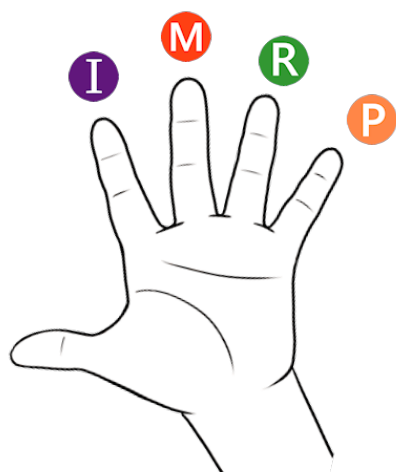
1 2 3 1 2 3 1 2 3 1 2 3

**A**

where, oh where can he be?

1 2 3 1 2 3 1 2 3 1 2 3

## Appendix A:



# Appendix B: Alternative Strumming Patterns

The following strumming patterns can be used for songs in this book (as noted on page 2 of each song's Chords Sheet).

Follow the arrows (**Down** ↓ -- **Up** ↑) for "strumming-hand" directions. Always strum on the beats that have rhythm slashes. Each pattern represents one bar of music.

**1**  $\frac{4}{4}$  1 + 2 + 3 + 4 +

**6**  $\frac{4}{4}$  1 + 2 + 3 + 4 +

**2**  $\frac{4}{4}$  1 + 2 + 3 + 4 +

**7**  $\frac{3}{4}$  1 + 2 + 3 +

**3**  $\frac{4}{4}$  1 + 2 + 3 + 4 +

**8**  $\frac{3}{4}$  1 + 2 + 3 +

**4**  $\frac{4}{4}$  1 + 2 + 3 + 4 +

**9**  $\frac{3}{4}$  1 + 2 + 3 +

**5**  $\frac{4}{4}$  1 + 2 + 3 + 4 +

**10**  $\frac{2}{4}$  1 + 2 +

\*  $\frac{2}{4}$  1 + 2 + =  $\frac{6}{8}$  1. 2. 3.

# More Easy Guitar Songbooks



## Children's Guitar Collection Vol. 1 .....24.95

This 130 page songbook features melodies and chords for 30 of the best songs for children including: "Alphabet Song", "Bingo," "Itsy Bitsy Spider," Happy Birthday, "For He's a Jolly Good Fellow", "London Bridge", "Mary Had a Little Lamb", "Hot Cross Buns", "If You're Happy and You Know It . . . and many more! Includes Standard Notation and Guitar TAB.




## Christian Children's Guitar Collection.....24.95

This 130 page songbook features melodies and chords for 30 of the most beloved Christian songs for children including: "Deep and Wide," "Down in My Heart," "He's Got the Whole World in His Hands," "I am a C-H-R-I-S-T-I-A-N," "I've Got Peace Like a River," "Jesus Loves Me," "This Little Light of Mine" . . . and many more! Excerpts of verses from the *International Children's Bible* are included. Includes Standard Notation and Guitar TAB.



## Christian Family Guitar Collection.....24.95

This 130 page songbook features melodies and chords for 30 inspiring Christian-oriented songs for kids and adults including: "Amazing Grace," "God Bless America," "How Great Thou Art," "Kum-Ba-Yah," "Michael Row the Boat Ashore," "The Old Rugged Cross," "When the Saints Go Marching In" . . . and many more! Excerpts of verses from the *King James Version* of the Bible are included. Includes Standard Notation and Guitar TAB.



## Christmas Classics Guitar Collection.....24.95

This 130 page songbook features melodies and chords for 30 traditional Christmas songs including: "Angels We Have Heard on High," "Away in a Manger," "Deck the Halls," "God Rest Ye Merry Gentlemen," "Jingle Bells," "Joy to the World," "O Come, All Ye Faithful," "Silent Night," "The First Noel," "We Three Kings," "We Wish You a Merry Christmas" . . . and many more! Includes Standard Notation and Guitar TAB.

**All books available at: [MakeMusicEasy.com](http://MakeMusicEasy.com)**



# Easy Guitar Songbook

## Children's Guitar Collection Vol. 2



**30 Great Songs**  
Includes Guitar TAB  
and Standard Notation

**Children's Guitar Collection Vol. 2** is our companion book to Children's Guitar Collection Volume 1. It comes complete with a dual format for each song – a separate section for the melody and a separate section for chords. In addition, this full-color 130-page songbook displays each song, along with lyrics, in Standard Music Notation, as well as in Guitar Tablature, to meet the needs of individual learners – even those who can't (or don't want to) read music. If your guitar learner loved Volume 1, then Volume 2 will ensure that “fun with the guitar” continues!

Oh, My Darling Clementine  
Oh! Susanna  
Oh Where, Oh Where Has My Little Dog Gone?  
Old King Cole  
Old MacDonald  
On Top of Old Smokey  
Over the River and Through the Woods  
Polly Wolly Doodle  
Pop Goes the Weasel  
Rain Rain Go Away  
Ring Around the Rosie  
Rock-a-bye Baby  
Row, Row, Row Your Boat  
She'll Be Comin' 'Round the Mountain  
Shoo Fly, Don't Bother Me

Simple Gifts  
Skinnamarink  
Skip to My Lou  
Take Me Out to the Ball Game  
The Farmer in the Dell  
The Muffin Man  
The Old Gray Mare  
The Star-Spangled Banner  
This Old Man  
This Land is Your Land  
Three Blind Mice  
Twinkle, Twinkle Little Star  
Wheels on the Bus  
Yankee Doodle  
You're a Grand Old Flag