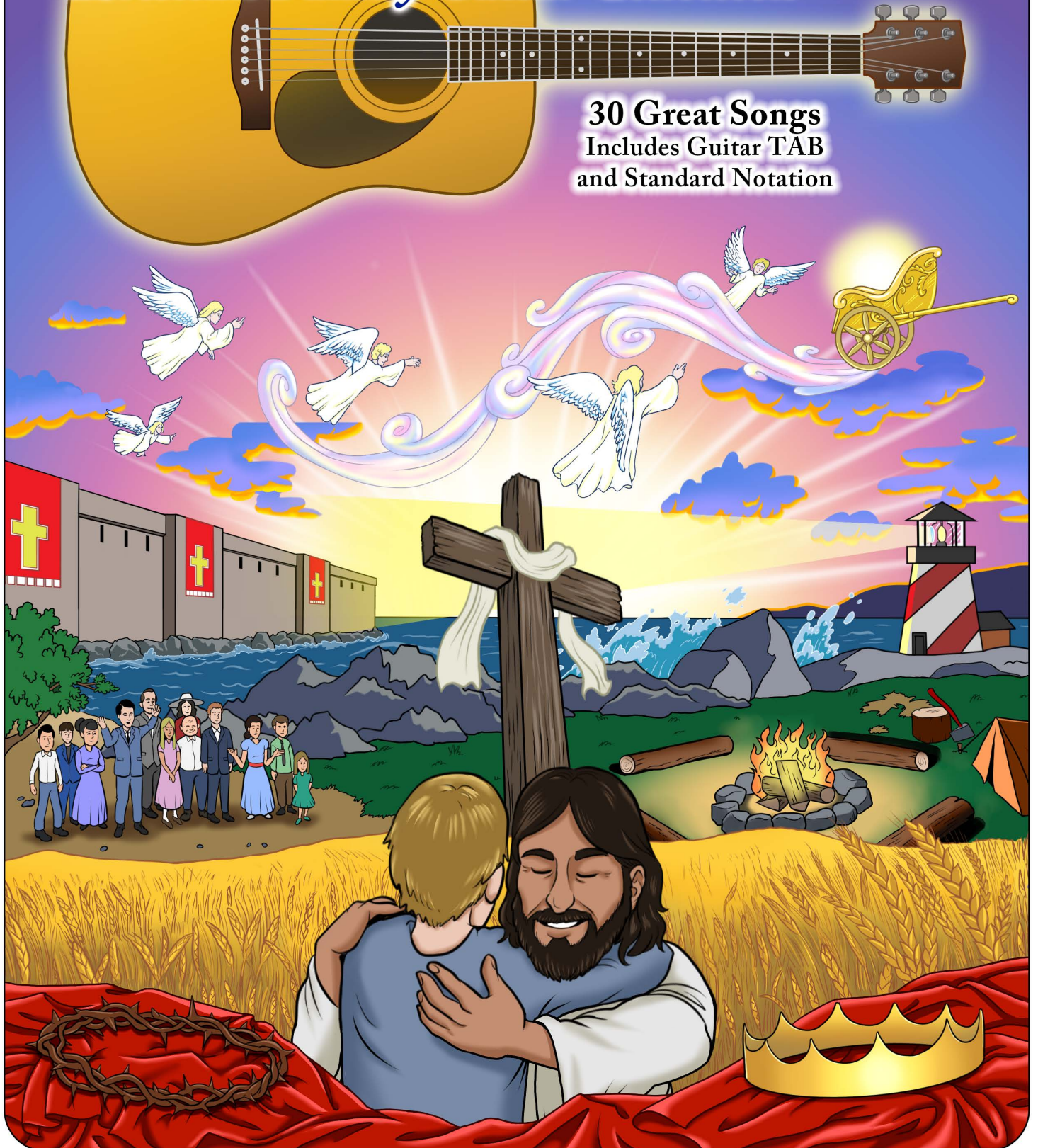


# Easy Guitar Songbook

## *Christian Family Guitar Collection*

Make  
Music  
**EASY**

**30 Great Songs**  
Includes Guitar TAB  
and Standard Notation



# Table of Contents

Introduction Section	
About This Songbook	2
How this Book is Set Up	3
Using the Melody Sheets	4
Using the Chords Sheets	5
Christian Family Guitar Collection	
Amazing Grace	6
Battle Hymn of the Republic	10
Be Thou My Vision	14
Bringing in the Sheaves	18
Crown Him with Many Crowns	22
Down By the Riverside	26
For All the Saints	30
Go Down Moses	34
God Bless America	38
Holy, Holy, Holy	42
How Great Thou Art	46
In the Sweet By and By	50
Jesus Christ is Risen Today	54
Joyful Joyful We Adore Thee	58
Kum Ba Ya	62
Make Me A Channel of Your Peace	66
Michael Row Your Boat Ashore	70
Nearer My God to Thee	74
Rejoice in the Lord Always	78
Rock-a-My Soul	82
Shall We Gather at the River	86
Swing Low Sweet Chariot	90
The Old Rugged Cross	94
This is My Father's World	98
This Train is Bound for Glory	102
To God be the Glory	106
What a Friend We Have in Jesus	110
When the Roll is Called Up Yonder	114
When the Saints Go Marching In	118
Will the Circle Be Unbroken	122
Appendices	
Appendix A: Chord Fingering Diagrams	126
Appendix B: Alternative Strumming Patterns	127



# About this Songbook



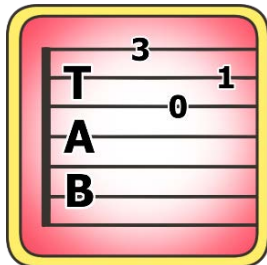
## Designed for Beginner and Intermediate Level Guitarists

This book is ideal for kids with previous guitar experience, as well as for kids just starting out. It includes 30 of the best Christian-oriented songs for guitar, making it easy to learn melodies, chords, and singing.



## Easy Fingerings and Song Arrangements

We've strategically placed songs in guitar-friendly keys that use uncomplicated, effective fingerings. In addition, every song has been arranged to be symmetrical, consistent, and accurate.



## Guitar Tablature (TAB) and Standard Notation

In addition to standard notation, each song is displayed in guitar tablature (also known as TAB), a professionally-accepted notation system used by guitar players around the world.



## Common Chords and Simple Strumming Patterns

Our songs use the most common chords for guitar that go along with simple, supportive strumming patterns. We've included chord fingering diagrams, as well as additional strumming patterns, that can be found at the end of this book.



## Singing and Voice Training

Each song includes lyrics that line up directly with guitar notes and chords to facilitate singing while playing. This means even beginners can enjoy singing while playing guitar.

# How this Book is Set Up

This songbook presents Melodies and Chords in a unique format: Each song has its own Melody Sheet, which displays the melody of the song, followed by its own Chords Sheet, which displays the chords of the song. This provides an effective learning approach which allows you to focus on each guitar part independently.

## Melody Sheets

Each song starts with a **Melody Sheet** that displays its melody in both standard notation and guitar tablature. The melody is scored with fingerings that line up directly with the song's lyrics, allowing you to follow both words and music without difficulty.

This sample Melody Sheet for 'Amazing Grace' shows the melody in both standard notation and guitar tablature. The lyrics are written below the tablature. The sheet includes a title box with 'Amazing Grace - Melody' and a decorative banner that says 'How Sweet the Sound'. The melody is written in C major, 4/4 time. The lyrics are: 'Amazing Grace, how sweet the sound that saved a wretch like me: I once was lost but now am found, was blind but now I see! 'Twas for thy grace we are saved through faith; and that not of ourselves, it is the gift of God.' - Ephesians 2:8

## Chord Sheets

Next is the **Chords Sheet** which features common chord shapes, as well as simple and supportive strumming patterns. The chords also line up directly with song lyrics, making it easy to play and sing.

This sample Chord Sheet for 'Amazing Grace' shows the chords in both standard notation and guitar tablature. The lyrics are written below the tablature. The sheet includes a title box with 'Amazing Grace - Chords' and a decorative banner that says 'How Sweet the Sound'. The chords are written in C major, 4/4 time. The lyrics are: 'Amazing Grace, how sweet the sound that saved a wretch like me: I once was lost but now am found, was blind but now I see! 'Twas for thy grace we are saved through faith; and that not of ourselves, it is the gift of God.' - Ephesians 2:8

## Appendices

The **Appendices** in the back of this book give helpful information for learning and playing chords. You'll find chord diagrams showing proper fingerings, as well as advanced strumming patterns for songs.

Appendix A: Chord Fingering Diagrams. This section shows diagrams for various chords (A, A7, Am, B7, C, C7, D, D7, Dm, E, E7, Em, F, G, G7) with fingerings indicated by numbers 1-4. Appendix B: Alternative Strumming Patterns. This section shows 10 different strumming patterns (1-10) with arrows indicating the direction of the strum (Down Up or Up Down). The patterns are shown in 4/4 and 3/4 time signatures.



# Using the Melody Sheets

A **Melody Sheet** displays each song's melody in both standard notation and guitar tablature. Guitar tablature is the world's most popular notation system for guitar and is used in nearly every guitar book, magazine, and website. As we've already noted, every song includes lyrics that line up directly with guitar tablature, making it easy to sing while playing.

## Playing Melodies

Example of a Melody Sheet for the song "Joy - ful, joy - ful, we a - dore Thee,". The notation is in 4/4 time, key of G major (one sharp). The melody is written in standard notation on a treble clef staff. The guitar tablature is written below the staff, showing fret numbers (0, 1, 2, 3) for the melody line. The lyrics are written below the tablature, aligned with the notes.

- Melodies are scored in both Standard Notation and Guitar TAB
- Melodies have been scored with "first position" fingerings that are easy to play

## Voice Training

Example of a Melody Sheet for the song "Ho - ly, ho - ly, ho - ly,". The notation is in 4/4 time, key of G major (one sharp). The melody is written in standard notation on a treble clef staff. The guitar tablature is written below the staff, showing fret numbers (0, 3) for the melody line. The lyrics are written below the tablature, aligned with the notes.

- Melody notes line up with lyrics, making it easy to sing along for voice training
- Songs have been scored in keys that work well with most singers' voices

# Using the Chords Sheets

A **Chord Sheet** provides each song's chords in guitar tablature. We've scored songs using "open position" guitar chords that are easy to play and sound great. The chords used in our songs are the most widely used chords on the guitar, and we've provided simple and supportive strumming patterns, making it easy to play and sing.

## Playing Chords

G C

Joy - ful, joy - ful, we a - dore Thee,

T	3	3	0	0
A	0	0	1	1
B	0	0	0	0
	2	0	2	2
	3	3	3	3

- Common "open-position" chords are used which are easy to play and most widely used

- The beat that the chords follow is labeled under each bar

## Singing and Strumming

G Em D

Ho - ly, ho - ly, ho - ly,

T	3	0	2	2
A	0	0	3	3
B	0	0	2	2
	0	2	0	0
	2	2		
	3	0		

Beat: 1 2 3 4 1 2 3 4

- Chords line up with words making it easy to sing while playing

- Simple strumming patterns provide solid musical foundation for singers

# Amazing Grace

~ Melody ~



C F C

A - maz - ing Grace, how sweet the sound that

TAB 0 1 0 3 1 2 0 0

G

saved a wretch like me. I

TAB 1 0 0 3 3 0

C F C

once was lost but now am found, was

TAB 3 0 1 0 2 1 0 0

Am G C

blind but now I see! 'Twas

TAB 1 0 0 3 1 0



# Amazing Grace Melody

C F C

grace that taught my heart to fear And

TAB

G

grace my fears re - liev'd; How

TAB

C F C

prec - ious did that grace ap - pear the

TAB

Am G C

hour I first be - liev'd!

TAB

*For by grace are ye saved through faith;  
and that not of yourselves: it is the gift of God.*

~ Ephesians 2:8

# Amazing Grace

## ~ Chords ~



Chords: C, F, C

Beat: 1 2 3 1 2 3 1 2 3 1 2 3

A - maz - ing Grace, how sweet the sound that

TAB: 0 1 0 2 3 0 1 0 2 3 1 1 2 3 0 1 0 2 3

Chord: G

1 2 3 1 2 3 1 2 3 1 2 3

saved a wretch like me. I

TAB: 0 1 0 2 3 0 1 0 2 3 3 0 0 0 3 3 0 0 0 3

Chords: C, F, C

1 2 3 1 2 3 1 2 3 1 2 3

once was lost but now am found, was

TAB: 0 1 0 2 3 0 1 0 2 3 1 1 2 3 0 1 0 2 3

Chords: Am, G, C

1 2 3 1 2 3 1 2 3 1 2 3

blind but now I see! 'Twas

TAB: 0 1 2 2 0 3 0 0 0 2 3 0 1 0 0 1 0 0 2 3

C F C

grace that taught my heart to fear And

T 0 1 0 2 3  
A 0 1 0 2 3  
B 0 2 3 0 1

1 2 3 1 2 3 1 2 3 1 2 3

G

grace my fears re - liev'd; How

T 0 1 0 2 3  
A 0 1 0 2 3  
B 0 2 3 0 1

1 2 3 1 2 3 1 2 3 1 2 3

C F C

prec - ious did that grace ap - pear the

T 0 1 0 2 3  
A 0 1 0 2 3  
B 0 2 3 0 1

1 2 3 1 2 3 1 2 3 1 2 3

Am G C

hour I first be - liev'd!

T 0 1 0 2 3  
A 0 1 0 2 3  
B 0 2 3 0 1

1 2 3 1 2 3 1 2 3 1 2 3

*For this my son was dead, and is alive again;  
he was lost, and is found. ~ Luke 15:24*



# Battle Hymn of the Republic

~ Melody ~

**D**

Mine eyes have seen the glo - ry of the com - ing of the Lord, He is

TAB: 2 | 2 2 2 0 4 2 3 0 | 2 2 2 0 3 3 2

**G D**

tramp - ling out the vin - tage where the grapes of wrath are stored. He hath

TAB: 0 0 0 2 3 2 3 0 | 2 0 2 4 2 2 2

loos'd the fate - ful light - ning of his ter - ri - ble swift sword. His

TAB: 2 2 2 0 4 2 3 0 | 2 2 2 0 3 3

**Em A D**

truth is march - ing on.

TAB: 0 0 3 2 | 3

# Battle Hymn of the Republic

## Melody

**D**

Glo - ry, glo - ry, Hal - le - lu - jah!

T  
A  
B

**G** **D**

Glo - ry, glo - ry, Hal - le - lu - jah!

T  
A  
B

Glo - ry, glo - ry, Hal - le - lu - jah! His

T  
A  
B

**Em** **A** **D**

truth is march - ing on!

T  
A  
B

*And the angel... gathered the vine of the earth,  
and cast it into the great winepress of the wrath of God.*

~ Revelation 14:19

# Battle Hymn of the Republic

## ~ Chords ~

D

Mine eyes have seen the glo - ry of the com - ing of the Lord, He is

TAB

2 2 2 2  
3 3 3 3  
0 0 0 0

Beat: 1 2 3 4 1 2 3 4

G

D

tramp - ling out the vin - tage where the grapes of wrath are stored. He hath

TAB

3 3 2 2  
0 0 3 3  
0 0 2 2  
2 2 0 0  
3 3

1 2 3 4 1 2 3 4

loos'd the fate - ful light - ning of his ter - ri - ble swift sword. His

TAB

2 2 2 2  
3 3 3 3  
2 2 2 2  
0 0 0 0

1 2 3 4 1 2 3 4

Em

A

D

truth is march - ing on.

TAB

0 0 2 2  
0 0 3 3  
0 0 2 2  
2 2 0 0  
0 0

1 2 3 4 1 2 3 4



**D**

Glo - ry, glo - ry, Hal - le - lu - jah!

TAB 2 3 2 0

1 2 3 4 1 2 3 4

**G** **D**

Glo - ry, glo - ry, Hal - le - lu - jah!

TAB 3 0 0 0 3 0 0 2 2 3 2 0

1 2 3 4 1 2 3 4

Glo - ry, glo - ry, Hal - le - lu - jah! His

TAB 2 3 2 0

1 2 3 4 1 2 3 4

**Em** **A** **D**

truth is march - ing on!

TAB 0 0 0 2 0 2 2 0 2 3 2 0

1 2 3 4 1 2 3 4

*~~ A noise shall come even to the ends of the earth . . .  
he will give them that are wicked to the sword, saith the LORD.*

~ Jeremiah 25:31

# Be Thou My Vision

## ~ Melody ~



G Em C G

Be Thou my vis - ion, O Lord of my heart;

TAB

0	0	2	0	2	0	4	0	0	2	0
---	---	---	---	---	---	---	---	---	---	---

D Am C D

Naught be all else to me, save that Thou art.

TAB

2	2	2	2	0	3	0	3	0	3	3
---	---	---	---	---	---	---	---	---	---	---

C Em G C

Thou my best thought by day or by night,

TAB

0	0	2	3	2	0	3	0	3	0	4	2	0
---	---	---	---	---	---	---	---	---	---	---	---	---

G Em Am G

Wak - ing or sleep - ing, Thy pres - ence my light.

TAB

0	0	3	0	3	0	0	0	2	0	0	0
---	---	---	---	---	---	---	---	---	---	---	---

# Be Thou My Vision Melody

G Em C G

Be Thou my\_\_\_\_ Wis - dom and Thou my true Word;

TAB 0 0 2 0 2 0 4 0 0 2 0

D Am C D

I e - ver with thee, and Thou with me\_\_\_\_ Lord;

TAB 2 2 2 2 0 3 0 3 0 3 3

C Em G C

Thou my\_\_\_\_ great\_\_\_\_ Fath - er and I Thy true son;\_\_\_\_

TAB 0 0 2 3 2 0 3 0 3 0 4 2 0

G Em Am G

Thou in me dwel - ling, and\_\_\_\_ I with Thee one.

TAB 0 0 3 0 3 0 0 0 2 0 0 0

*He that eateth my flesh, and drinketh my blood,  
dwelleth in me, and I in him. ~ John 6:56*



# Be Thou My Vision

## ~ Chords ~



**G** **Em** **C** **G**

Be Thou my vis - ion, O Lord of my heart;

Beat: 1 2 3 1 2 3 1 2 3 1 2 3

TAB: 3 0 0 0 2 3 0 0 0 0 2 3

**D** **Am** **C** **D**

Naught be all else to me, save that Thou art.

1 2 3 1 2 3 1 2 3 1 2 3

TAB: 2 3 2 0 1 0 1 3 2 3 2 0

**C** **Em** **G** **C**

Thou my best thought by day or by night,

1 2 3 1 2 3 1 2 3 1 2 3

TAB: 0 1 0 0 0 0 3 0 0 0 2 3

**G** **Em** **Am** **G**

Wak - ing or sleep - ing, Thy pres - ence my light.

1 2 3 1 2 3 1 2 3 1 2 3

TAB: 3 0 0 0 2 3 0 1 2 2 0 3

G Em C G

Be Thou my\_\_\_\_ Wis - dom and Thou my true Word;

TAB

3 0 0 0 2 3 | 0 0 0 2 2 0 | 0 1 0 2 3 | 3 0 0 0 2 3

1 2 3 | 1 2 3 | 1 2 3 | 1 2 3

D Am C D

I e - ver with thee, and Thou with me\_\_\_\_ Lord;

TAB

2 3 2 0 | 0 1 2 2 0 | 0 1 0 2 3 | 2 3 2 0

1 2 3 | 1 2 3 | 1 2 3 | 1 2 3

C Em G C

Thou my\_\_\_\_ great\_\_\_\_ Fath - er and I Thy true son;\_\_\_\_\_

TAB

0 1 0 2 3 | 0 0 0 2 2 0 | 3 0 0 0 2 3 | 0 1 0 2 3

1 2 3 | 1 2 3 | 1 2 3 | 1 2 3

G Em Am G

Thou in me dwel - ling, and\_\_\_\_ I with Thee one.

TAB

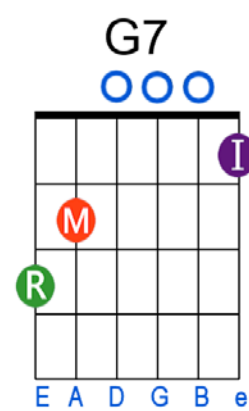
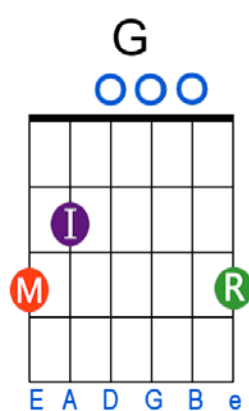
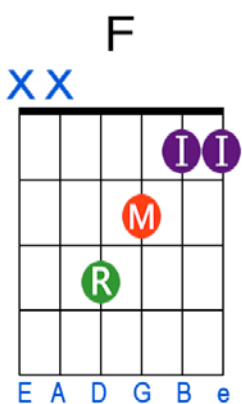
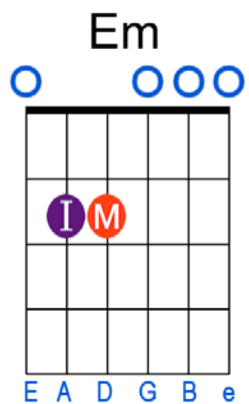
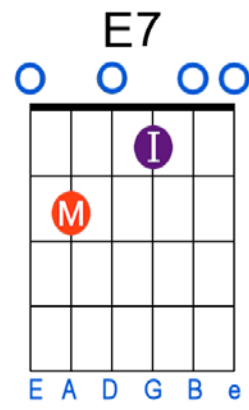
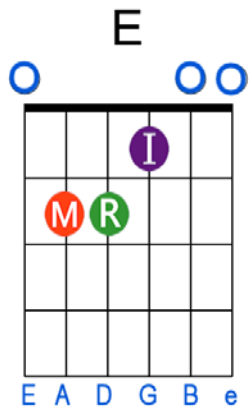
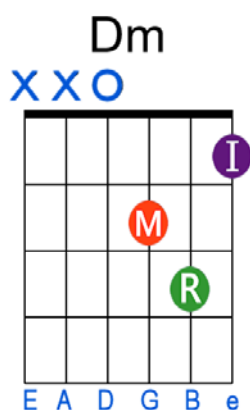
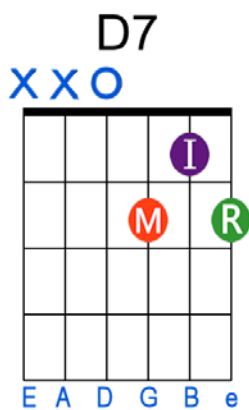
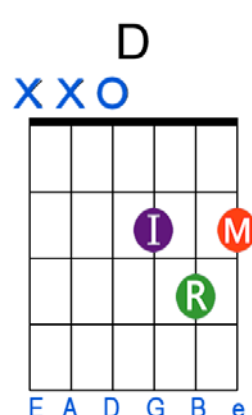
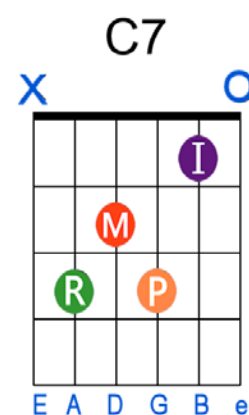
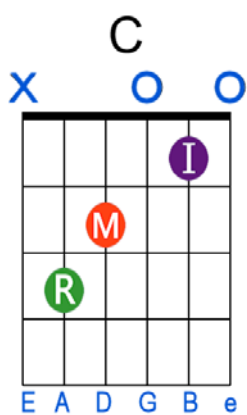
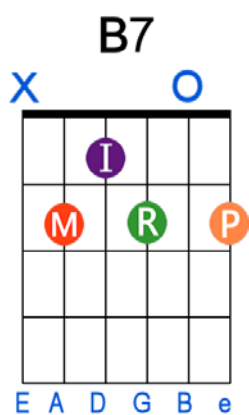
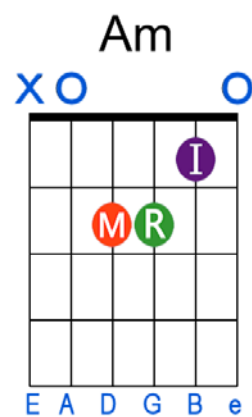
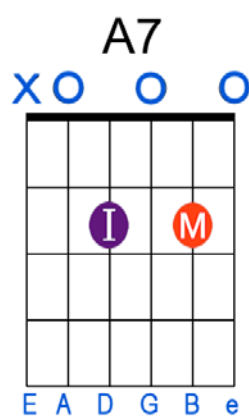
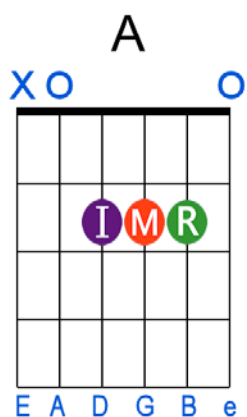
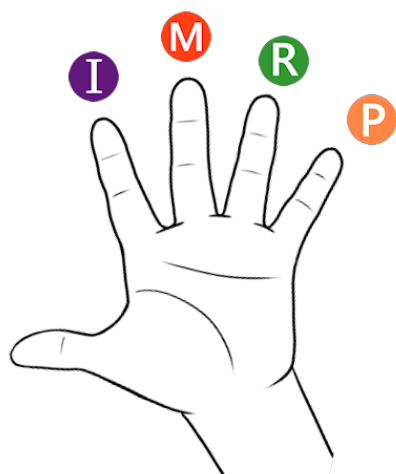
3 0 0 0 2 3 | 0 0 0 2 2 0 | 0 1 2 2 0 | 3 0 0 0 2 3

1 2 3 | 1 2 3 | 1 2 3 | 1 2 3

*Thy word is a lamp unto my feet, and a light unto my path.*

~ Psalm 119:105

## Appendix A:



# Appendix B: Alternative Strumming Patterns

The following strumming patterns can be used for songs in this book (as noted on page 2 of each song's Chords Sheet).

Follow the arrows (**Down** ↓ -- **Up** ↑) for "strumming-hand" directions. Always strum on the beats that have rhythm slashes. Each pattern represents one bar of music.

**1**  $\frac{4}{4}$  1 + 2 + 3 + 4 +

**6**  $\frac{4}{4}$  1 + 2 + 3 + 4 +

**2**  $\frac{4}{4}$  1 + 2 + 3 + 4 +

**7**  $\frac{3}{4}$  1 + 2 + 3 +

**3**  $\frac{4}{4}$  1 + 2 + 3 + 4 +

**8**  $\frac{3}{4}$  1 + 2 + 3 +

**4**  $\frac{4}{4}$  1 + 2 + 3 + 4 +


**9**  $\frac{3}{4}$  1 + 2 + 3 +

**5**  $\frac{4}{4}$  1 + 2 + 3 + 4 +

**10**  $\frac{2}{4}$  1 + 2 +


\*  $\frac{2}{4}$  1 + 2 + =  $\frac{6}{8}$  1. 2. 3.

# More Great Easy Guitar Songbooks




## Christian Children's Guitar Collection.....24.95

This 130 page songbook features melodies and chords for 30 of the most beloved Christian songs for children including: "Deep and Wide," "Down in My Heart," "He's Got the Whole World in His Hands," "I am a C-H-R-I-S-T-I-A-N," "I've Got Peace Like a River," "Jesus Loves Me," "This Little Light of Mine" . . . and many more! Excerpts of verses from the *International Children's Bible* are included. Includes Standard Notation and Guitar TAB.



## Children's Guitar Collection Vol. 1 .....24.95

This 130 page songbook features melodies and chords for 30 of the best songs for children including: "Alphabet Song", "Bingo," "Itsy Bitsy Spider," "Happy Birthday," "For He's a Jolly Good Fellow", "London Bridge", "Mary Had a Little Lamb", "Hot Cross Buns", "If You're Happy and You Know It . . . and many more! Includes Standard Notation and Guitar TAB.



## Children's Guitar Collection Vol. 2.....24.95

This 130 page songbook, a continuation of Volume 1, features melodies and chords for 30 of the best songs for children including: "Old MacDonald," "Pop Goes the Weasel," "Take Me Out to the Ball Game," "Ring Around the Rosie," "Row, Row, Row Your Boat," "The Star Spangled Banner," "This Old Man," "Twinkle, Twinkle Little Star," "Wheels on the Bus," "Yankee Doodle" . . . and many more! Includes Standard Notation and Guitar TAB.



## Christmas Classics Guitar Collection.....24.95

This 130 page songbook features melodies and chords for 30 traditional Christmas songs including: "Angels We Have Heard on High," "Away in a Manger," "Deck the Halls," "God Rest Ye Merry Gentlemen," "Jingle Bells," "Joy to the World," "O Come, All Ye Faithful," "Silent Night," "The First Noel," "We Three Kings," "We Wish You a Merry Christmas" . . . and many more! Includes Standard Notation and Guitar TAB.

**All books available at: [MakeMusicEasy.com](http://MakeMusicEasy.com)**

# Easy Guitar Songbook

## Christian Family Guitar Collection



**30 Great Songs**  
Includes Guitar TAB  
and Standard Notation

**Christian Family Guitar Collection** is a compilation of 30 well-loved Christian songs, perfect for the guitarist of any age. It comes with a dual format for each song – a separate section for the melody and a separate section for chords. Complete with melodies, chords, and lyrics, this full-color 130-page songbook displays each song in Standard Music Notation, as well as in Guitar Tablature, to meet the needs of individual learners -- even those who can't (or don't want to) read music. Our full-color songbook includes verses from the King James Version of the Bible that accompany each song to encourage Bible reading and discussion. Our Christian Family Guitar Collection can make playing the guitar a special part of Christian worship!

Amazing Grace  
Battle Hymn of the Republic  
Be Thou My Vision  
Bringing in the Sheaves  
Crown Him with Many Crowns  
Down by the Riverside  
For all the Saints  
Go Down Moses  
God Bless America  
Holy, Holy, Holy  
How Great Thou Art  
In the Sweet By and By  
Jesus Christ is Risen Today  
Joyful, Joyful We Adore Thee  
Kum-Ba-Yah

Make Me a Channel of Your Peace  
Michael Row the Boat Ashore  
Nearer My God to Thee  
Rejoice in the Lord Always  
Rock-a-My Soul  
Shall We Gather at the River  
Swing Low, Sweet Chariot  
The Old Rugged Cross  
This is My Father's World  
This Train is Bound for Glory  
To God Be the Glory  
What a Friend We Have in Jesus  
When the Roll is Called Up Yonder  
When the Saints Go Marching In  
Will the Circle Be Unbroken