

# Easy Guitar Songbook

## Children's Collection Vol. 1

30 Great Songs in Standard Notation and Guitar TAB

**CHORDS**  
Songbook

Classic Songs Including:

Alphabet Song

Bingo

Happy Birthday

Itsy Bitsy Spider

London Bridge

Mary Had a Little Lamb

...and more!



**MakeMusicEasy.com**

# Children's Guitar Collection Vol 1.

## Chord Songbook

All songs by Anonymous except: "America, the Beautiful" – lyrics by Katherine Lee Bates, music by Samuel A. Ward; "Camptown Races" by Stephen Foster; "Danny Boy" – lyrics by Frederic Weatherly; "Eerie Canal" by Thomas S. Allen; "Happy Birthday" by Mildred Hill and Patty Hill; "Home on the Range" – lyrics by Dr. Brewster Higley, music by Dan Kelly; "If You're Happy and You Know It" by Alfred B. Smith; "I'm a Yankee Doodle Dandy" by George M. Cohan; "I'm a Little Teapot" by George Harold Sanders and Clarence Z. Kelley; "Mary Had a Little Lamb" – lyrics by Sarah Josepha Hale, music by Lowell Mason; "My Country 'Tis of Thee" – lyrics by Samuel Francis Smith



Copyright © 2019 by Make Music Easy

Make Music Easy expressly reserves all rights. No part of this publication may be reproduced, distributed, or transmitted in any form or by any means, including photocopying, recording, or other digital, electronic or mechanical means, without the prior express written permission of Make Music Easy, except in the case of brief quotations, embodied reviews, and certain other noncommercial uses permitted by copyright law. Furthermore, character images contained in this work are the property of Make Music Easy and all rights are expressly reserved. For permission requests please contact Make Music Easy at: [info@makemusicasy.com](mailto:info@makemusicasy.com)

Printed in the United States of America, First Printing: 2019

Visit us online at:  
[MakeMusicEasy.com](http://MakeMusicEasy.com)

# Table of Contents

Introduction Section	
About This Songbook	4
Guitar Tablature Primer	5
Children's Collection Vol 1	
Alouette	6
Alphabet Song	8
America, the Beautiful	10
Ants Go Marching	12
Baa Baa Black Sheep	14
Bingo	16
Camptown Races	18
Danny Boy	20
Erie Canal	22
For He's a Jolly Good Fellow	24
Frere Jacques (Are You Sleeping?)	26
Happy Birthday	28
Head, Shoulders, Knees and Toes	30
Here We Go 'Round the Mulberry Bush	32
Home on the Range	34
Hot Cross Buns	36
Hush, Little Baby	38
If You're Happy and You Know It	40
I'm a Little Teapot	42
I'm a Yankee Doodle Dandy	44
It's Raining, It's Pouring	46
Itsy Bitsy Spider	48
I've Been Working on the Railroad	50
John Jacob Jingleheimer Schmidt	52
London Bridge	54
Mary Had a Little Lamb	56
Michael Finnegan	58
My Bonnie Lies Over the Ocean	60
My Country, 'Tis of Thee	62
Oats, Peas, Beans and Barley	64
Appendices	
Appendix A: Chord Fingering Diagrams	66
Appendix B: Alternative Strumming Patterns	67

# About this Chord Songbook

This songbook is ideal for children with some previous guitar experience, and also for those just starting out. It contains the chords for 30 of the best children's songs, presented in a way that makes them easy to learn – and easy to sing along with. Chords shapes are presented in Guitar Tablature, and also shown in fingering diagrams in [Appendix A](#).

All songs use common “open position” chords which are easy to learn and widely used on the guitar

Chords Symbols are labeled above the staff, making it easy to follow chord progressions while playing songs

**Standard Notation**

**Guitar Tablature Notation**

T	3	3	3	0	0	3	3
A	0	0	0	1	1	0	0
B	0	0	0	0	0	0	0
B	2	2	2	2	2	2	2
B	3	3	3	3	3	3	3

Beat: 1 2 3 4 1 2 3 4

I'm a lit - tle tea - pot short and stout

The “beat” is labeled under each bar of music to help you follow the basic strumming pattern

Song lyrics directly line up with simple strumming patterns, making it easy to sing while playing

**NOTE: More advanced strumming patterns are provided in [Appendix B](#)**

# Guitar Tablature for Chords


Guitar Tablature (TAB) takes advantage of the guitar's visual layout by using 6 lines that correspond to the 6 guitar strings. With Guitar TAB, the top line represents the thinnest guitar string and the bottom line represents the thickest string.

For chords, TAB identifies a combination of frets to press and strings to strum.

When a "0" appears on the line, the string is played as an "open string," which means that no fret is pressed – but the string is still plucked.

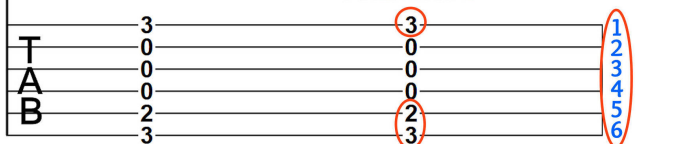
When a number (other than "0") appears on a line of Guitar TAB, it identifies two things: the **fret to press** and the **string to pluck**.

Traditional  
Notation



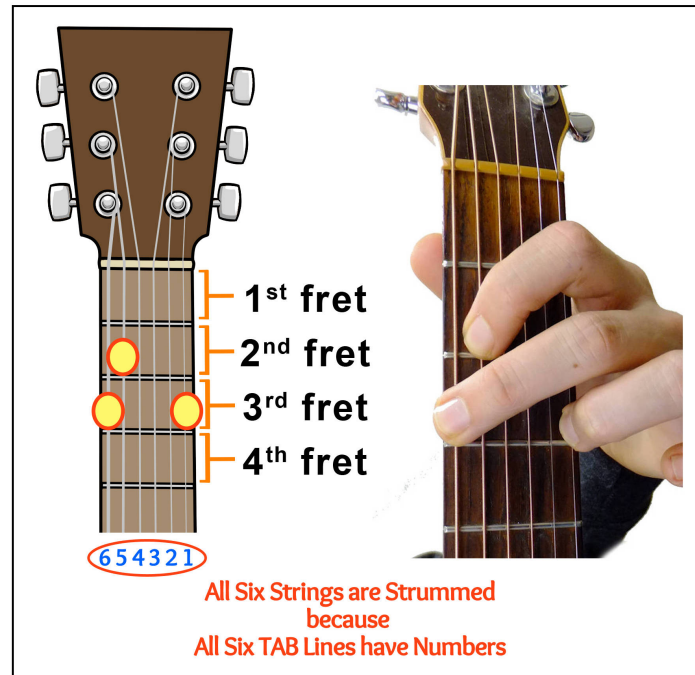
I'm a lit - tle tea - pot

Press Fret 3




Press Frets:  
2 and 3

Line / String  
Numbers



**Note: Full chord images (with Fingering) are shown in**

**[Appendix A](#)**



G D7 G

A - lou - et - te, gen - tille a - lou - et - te,

TAB

3	3	2	3
0	0	1	0
0	0	2	0
2	2	0	0
3	3		3

Beat: 1 2 1 2 1 2 1 2

G D7 G

A - lou - et - te, je te plum - er - ai.

TAB

3	3	2	3
0	0	1	0
0	0	2	0
2	2	0	0
3	3		3

1 2 1 2 1 2 1 2

G D7 G

Je te plu - mer - ai la tête, Je te plu - mer - ai la tête,

TAB

3	3	2	3
0	0	1	0
0	0	2	0
2	2	0	0
3	3		3

1 2 1 2 1 2 1 2

D<sup>7</sup>

Et la tête, Et la tête, Et la tête, Et la tête,

TAB 2 1 2 0, 2 1 2 0, 2 1 2 0, 2 1 2 0

1 2 1 2 1 2 1 2

A - lou - ette, A - lou - ette, O - o - o - oh,

TAB 2 1 2 0, 2 1 2 0, 2 1 2 0, 2 1 2 0

1 2 1 2 1 2 1 2

G D<sup>7</sup> G

A - lou - et - te, gen - tille A - lou - et - te,

TAB 3 0 0 2 3, 3 0 0 2 3, 2 1 2 0, 3 0 0 2 3

1 2 1 2 1 2 1 2

G D<sup>7</sup> G


A - lou - et - te, Je te plum - er - ai.

TAB 3 0 0 2 3, 3 0 0 2 3, 2 1 2 0, 3 0 0 2 3

1 2 1 2 1 2 1 2

# Alphabet Song

~ Chords ~



A D A D A E<sup>7</sup> A

A, B, C, D, E, F, G, H, I, J, K, L, M, N, O, P,

TAB

0	0	2	0	2	0	0	0
2	2	3	2	3	2	0	2
2	2	2	2	2	2	1	2
2	2	0	2	0	2	0	2
0	0		0		0	2	0

Beat: 1 2 3 4 1 2 3 4 1 2 3 4 1 2 3 4

A D A E<sup>7</sup> A D A E<sup>7</sup>

Q, R, S, T, U, V, W, X, Y and Z.

TAB

0	2	0	0	0	2	0	0
2	3	2	0	2	3	2	0
2	2	2	1	2	2	2	1
2	0	2	0	2	0	2	0
0		0	2	0		0	2

1 2 3 4 1 2 3 4 1 2 3 4 1 2 3 4

A D A D A E<sup>7</sup> A

Now I know my A - B - C's. Next time won't you sing with me?

TAB

0	0	2	0	2	0	0	0
2	2	3	2	3	2	0	2
2	2	2	2	2	2	1	2
2	2	0	2	0	2	0	2
0	0		0		0	2	0

1 2 3 4 1 2 3 4 1 2 3 4 1 2 3 4



A D A D A E<sup>7</sup> A

A, B, C, D, E, F, G, H, I, J, K, L, M, N, O, P,

T 0 0 2 2 2 2 2 2 2 2 0 0 0 0  
A 2 2 2 2 2 2 2 2 2 2 1 2 2 2  
B 2 2 2 2 2 2 2 2 2 2 0 2 2 2  
B 0 0 0 0 0 0 0 0 0 0 2 2 2 0

1 2 3 4 1 2 3 4 1 2 3 4 1 2 3 4

A D A E<sup>7</sup> A D A E<sup>7</sup>

Q, R, S, T, U, V, W, X, Y and Z.

T 0 2 0 0 0 2 0 0 2 2 0 0 0 0  
A 2 3 2 2 2 3 2 2 2 3 2 2 2 2  
B 2 2 2 2 2 2 2 2 2 2 2 2 2 2  
B 0 0 0 0 2 0 2 0 0 0 0 2 2 0

1 2 3 4 1 2 3 4 1 2 3 4 1 2 3 4

A D A D A E<sup>7</sup> A

Now I know my A - B - C's. Next time won't you sing with me?

T 0 0 2 2 2 2 2 2 0 0 0 0 0 0  
A 2 2 2 2 2 2 2 2 1 2 2 2 2 2  
B 2 2 2 2 2 2 2 2 0 2 2 2 2 2  
B 0 0 0 0 0 0 0 0 2 2 2 2 2 0

1 2 3 4 1 2 3 4 1 2 3 4 1 2 3 4



Am C

ants go march - ing two by two hur - rah, hur - rah! The

1 2 3 4 5 6 1 2 3 4 5 6 1 2 3 4 5 6 1 2 3 4 5 6

Am C E7

ants go march - ing two by two hur - rah, hur - rah! The

1 2 3 4 5 6 1 2 3 4 5 6 1 2 3 4 5 6 1 2 3 4 5 6

C G7 Am E7

ants go march - ing two by two; the lit - tle one stops to tie his shoe and they

1 2 3 4 5 6 1 2 3 4 5 6 1 2 3 4 5 6 1 2 3 4 5 6

Am Dm Am E7 Am E7 Am E7

all go march - ing down to the ground to get

1 2 3 4 5 6 1 2 3 4 5 6 1 2 3 4 5 6 1 2 3 4 5 6

Am E7 Am E7 Am E7 Am

out of the rain. Boom, boom, boom, boom, boom!

1 2 3 4 5 6 1 2 3 4 5 6 1 2 3 4 5 6 1 2 3 4 5 6 1 2 3 4 5 6



**G** **C** **G**

Baa, baa, black sheep have you an - y wool?

TAB

3	3	0	3
0	0	1	0
0	0	0	0
2	0	2	0
3	3	3	3

Beat: 1 2 1 2 1 2 1 2

**C** **G** **D7** **G**

Yes, sir, yes, sir, three bags full

TAB

0	3	2	3
1	0	1	0
0	0	2	0
2	0	0	0
3	3	0	3

1 2 1 2 1 2 1 2

**C** **G** **D7**

One for the mas - ter, one for the dame.

TAB

3	0	3	2
0	1	0	1
0	0	0	2
0	2	0	0
2	3	2	0
3		3	

1 2 1 2 1 2 1 2

**G** **C** **G** **D7**

One for the lit - tle boy that lives down the lane.

TAB

3	0	3	2
0	1	0	1
0	0	0	2
0	2	0	0
2	3	2	0
3		3	

1 2 1 2 1 2 1 2

G C G

Baa, baa, black sheep have you an - y wool?

T 3 3 0 0 0 2 3  
A 0 0 0 0 1 0 0  
B 0 0 0 0 2 2 3

1 2 1 2 1 2 1 2

C G D<sup>7</sup> G

Yes, sir, yes, sir, three bags full.

T 0 3 2 3  
A 1 0 0 0  
B 2 0 0 0

1 2 1 2 1 2 1 2



C                      F            C                      G            C

There was a farm - er had a dog and Bing - o was his name - o;

T	0	0	1	0	0	3	0	0
A	1	1	1	1	1	0	1	1
B	0	0	2	0	0	0	0	0
	2	2	3	2	2	2	2	2
	3	3	3	3	3	3	3	3

Beat:    1                      2                      3                      4                      1                      2                      3                      4

F                      G                      C

B - I - N - G - O,            B - I - N - G - O,

T	0	0	1	1	3	3	0	0
A	1	1	1	1	0	0	1	1
B	0	0	2	2	0	0	0	0
	2	2	3	3	0	0	2	2
	3	3	3	3	2	2	3	3

1                      2                      3                      4                      1                      2                      3                      4

Am                      Dm                      G                      C

B - I - N - G - O and Bing - o was his name - o. There

T	0	0	1	1	3	3	0	0
A	1	1	3	3	0	0	1	1
B	2	2	2	2	0	0	0	0
	2	2	0	0	0	0	2	2
	0	0	0	0	2	2	3	3

1                      2                      3                      4                      1                      2                      3                      4

C F C G C

was a farm - er had a dog and Bing - o was his name - o;

T 0 0 1 0 0 3 0 0  
1 1 1 1 1 0 1 1  
A 0 0 2 0 0 0 0 0  
2 2 2 2 2 0 2 2  
B 3 3 3 3 3 3 2 3

1 2 3 4 1 2 3 4

F G C

B - I - N - G - O, B - I - N - G - O,

T 0 0 1 1 3 3 0 0  
1 1 1 1 0 0 1 1  
A 0 0 2 2 0 0 0 0  
2 2 3 3 0 0 2 2  
B 3 3 3 3 3 3 3 3

1 2 3 4 1 2 3 4

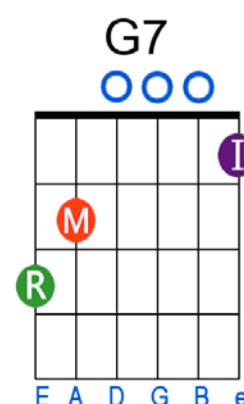
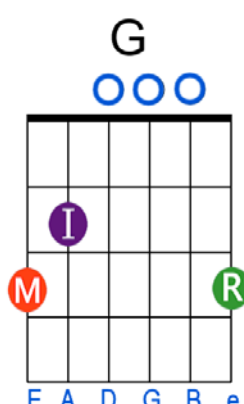
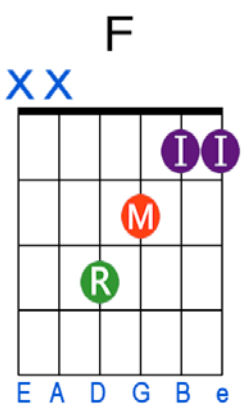
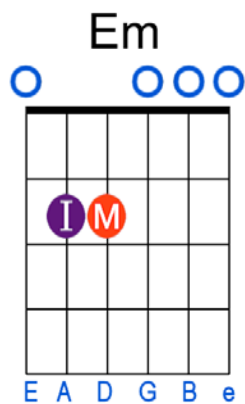
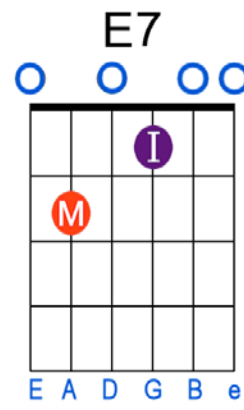
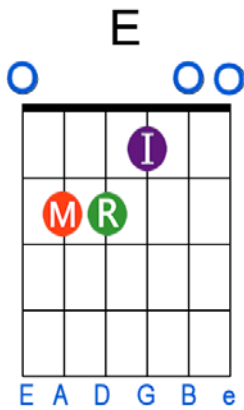
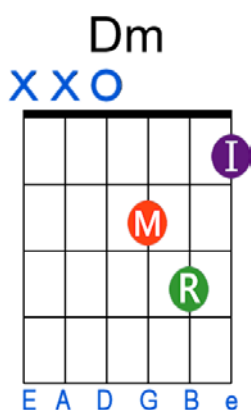
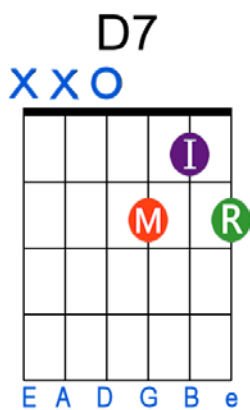
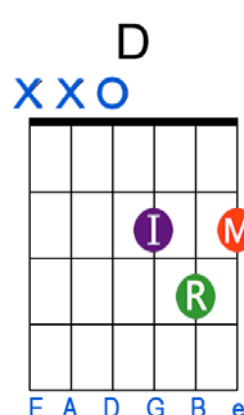
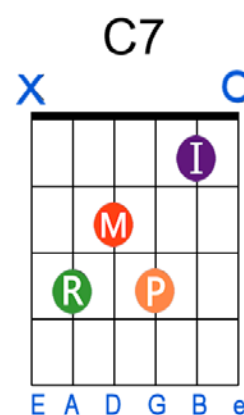
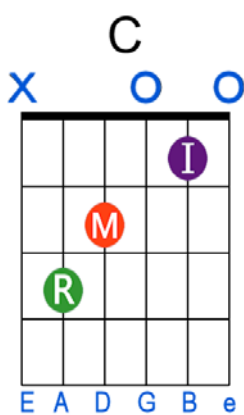
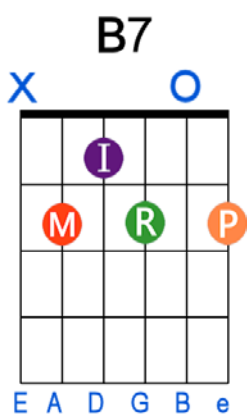
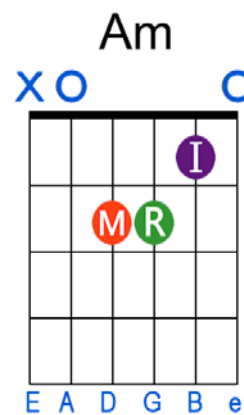
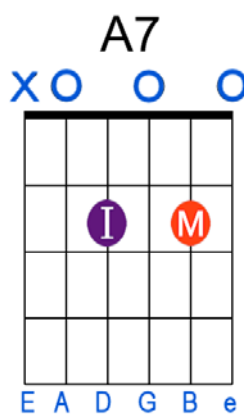
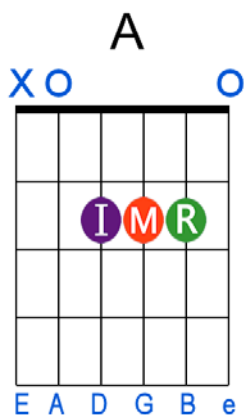

Am Dm G C

B - I - N - G - O and Bing - o was his name - o.

T 0 0 1 1 3 3 0 0  
1 1 3 3 0 0 1 1  
2 2 2 2 0 0 0 0  
2 2 0 0 2 2 2 2  
B 0 0 0 0 3 3 3 3

1 2 3 4 1 2 3 4

# Appendix A: Chord Fingering Diagrams






# Visit [MakeMusicEasy.com](http://MakeMusicEasy.com) for More Songbooks for Guitar!



Children's Collection Vol. 1



Children's Collection Vol. 2



Christian Children's Collection

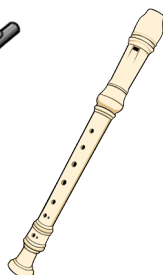


Christian Favorites



Christmas Classics

**Available for a Variety of Instruments!**



**Guitar, Ukulele, Flute,  
Recorder, Trumpet, Saxophone,  
Clarinet, Violin, Cello**