

Easy Guitar Songbook

Children's Collection Vol. 1

30 Great Songs in Standard Notation and Guitar TAB

MELODY
Songbook

Classic Songs Including:

Alphabet Song

Bingo

Happy Birthday

Itsy Bitsy Spider

London Bridge

Mary Had a Little Lamb

...and more!



MakeMusicEasy.com

Children's Guitar Collection Vol 1.

Melody Songbook

All songs by Anonymous except: "America, the Beautiful" – lyrics by Katherine Lee Bates, music by Samuel A. Ward; "Camptown Races" by Stephen Foster; "Danny Boy" – lyrics by Frederic Weatherly; "Eerie Canal" by Thomas S. Allen; "Happy Birthday" by Mildred Hill and Patty Hill; "Home on the Range" – lyrics by Dr. Brewster Higley, music by Dan Kelly; "If You're Happy and You Know It" by Alfred B. Smith; "I'm a Yankee Doodle Dandy" by George M. Cohan; "I'm a Little Teapot" by George Harold Sanders and Clarence Z. Kelley; "Mary Had a Little Lamb" – lyrics by Sarah Josepha Hale, music by Lowell Mason; "My Country 'Tis of Thee" – lyrics by Samuel Francis Smith



Copyright © 2020 by Make Music Easy

Make Music Easy expressly reserves all rights. No part of this publication may be reproduced, distributed, or transmitted in any form or by any means, including photocopying, recording, or other digital, electronic or mechanical means, without the prior express written permission of Make Music Easy, except in the case of brief quotations, embodied reviews, and certain other noncommercial uses permitted by copyright law. Furthermore, character images contained in this work are the property of Make Music Easy and all rights are expressly reserved. For permission requests please contact Make Music Easy at: info@makemusicasy.com

Printed in the United States of America, First Printing: 2020

Visit us online at:
MakeMusicEasy.com

Table of Contents

Introduction Section	
About This Songbook	4
Guitar Tablature Primer	5
Children's Collection Vol 1	
Alouette	6
Alphabet Song	8
America, the Beautiful	10
Ants Go Marching	12
Baa Baa Black Sheep	14
Bingo	16
Camptown Races	18
Danny Boy	20
Erie Canal	22
For He's a Jolly Good Fellow	24
Frere Jacques (Are You Sleeping?)	26
Happy Birthday	28
Head, Shoulders, Knees and Toes	30
Here We Go 'Round the Mulberry Bush	32
Home on the Range	34
Hot Cross Buns	36
Hush, Little Baby	38
If You're Happy and You Know It	40
I'm a Little Teapot	42
I'm a Yankee Doodle Dandy	44
It's Raining, It's Pouring	46
Itsy Bitsy Spider	48
I've Been Working on the Railroad	50
John Jacob Jingleheimer Schmidt	52
London Bridge	54
Mary Had a Little Lamb	56
Michael Finnegan	58
My Bonnie Lies Over the Ocean	60
My Country, 'Tis of Thee	62
Oats, Peas, Beans and Barley	64

About this Melody Songbook

This songbook is ideal for children with some previous guitar experience, and also for those just starting out. It contains the melodies for 30 of the best children's songs, arranged for easy guitar. Melodies are presented in both standard notation and Guitar Tablature – the world's most popular guitar notation system.

Melodies are scored in the best keys for easy and efficient guitar fingerings

Chord Symbols are shown for reference and can be used by another musician when accompanying

Standard Notation

Guitar Tablature Notation

Melodies are scored in both Standard Notation and Guitar Tablature Notation

Song Lyrics are included and line up directly above melody notes, making it easy to sing along while playing

G C G

I'm a lit - tle tea - pot short and stout

T 0 2 0 1 3 3 0 3 3

A 0 2 0 1 3 3 0 3 3

B

Guitar Tablature Primer

Guitar Tablature (TAB) takes advantage of the guitar's visual layout by using 6 lines that correspond to the 6 guitar strings. With Guitar TAB, the top line represents the thinnest guitar string and the bottom line represents the thickest string.


When a "0" appears on the line, the string is played as an "open string," which means the **string is plucked** -- but **no fret is pressed**.

The diagram illustrates the concept of an open string. On the left, traditional notation shows a G chord in treble clef with a key signature of one sharp (F#). Below it, the lyrics "I'm a lit - tle tea - pot" are written. The guitar tablature notation shows six lines labeled T (top), A, and B (bottom). The second line (A string) has a circled "0", with the text "No Fret Pressed" above it. To the right, a diagram of a guitar neck shows the first four frets labeled 1st, 2nd, 3rd, and 4th. The second string is highlighted in yellow, and a red circle on the second line of the guitar neck is labeled "Pluck String 2". A red arrow points from the circled "0" in the tablature to this circle on the guitar neck. A vertical list of numbers 1 through 6 is on the right side of the guitar neck diagram, and a horizontal list of numbers 6, 5, 4, 3, 2, 1 is at the bottom, corresponding to the strings.

When a number (other than "0") appears on a line of Guitar TAB, it identifies two things: the **fret to press** and the **string to pluck**.

The diagram illustrates the concept of a fretted note. On the left, traditional notation shows a G chord in treble clef with a key signature of one sharp (F#). Below it, the lyrics "I'm a lit - tle tea - pot" are written. The guitar tablature notation shows six lines labeled T (top), A, and B (bottom). The second line (A string) has a circled "3", with the text "Press Fret: 3" above it. To the right, a diagram of a guitar neck shows the first four frets labeled 1st, 2nd, 3rd, and 4th. The second string is highlighted in yellow, and a red circle on the third fret of the second string is labeled "Press Fret 3". A red arrow points from the circled "3" in the tablature to this circle on the guitar neck. A vertical list of numbers 1 through 6 is on the right side of the guitar neck diagram, and a horizontal list of numbers 6, 5, 4, 3, 2, 1 is at the bottom, corresponding to the strings.

Reminder: With Guitar Tablature, the TOP line represents the THINNEST guitar string, and the BOTTOM line represents the THICKEST guitar string.



Alouette

~ Melody ~

G D⁷ G

A - lou - et - te, gen - tille a - lou - et - te,

TAB 0 2 0 0 2 0 2 0 0 0

D⁷ G

A - lou - et - te, je te plum - er - ai.

TAB 0 2 0 0 2 0 2 0 0

D⁷ G

Je te plu - mer - ai la tête, Je te plu - mer - ai la tête,

TAB 0 2 0 1 3 3 3 3 0 3 1 0 2 0

Alouette Melody

D⁷

Et la tête, Et la tête, Et la tête, Et la tête,

T 3 3 3 | 0 0 0 | 3 3 3 | 0 0 0

A | | | |

B | | | |

A - lou - ette, A - lou - ette, O - o - o - oh,

T 3 3 3 | 3 1 0 | 0 2

A | | | |

B | | | |

G D⁷ G

A - lou - et - te, gen - tille A - lou - et - te,

T 0 2 | 0 0 | 2 0 2 0 | 0 0

A | | | |

B | | | |

D⁷ G

A - lou - et - te, Je te plum - er - ai.


T 0 2 | 0 0 | 2 0 2 0 | 0

A | | | |

B | | | |

Alphabet Song

~ Melody ~



A D A D A E⁷ A

A, B, C, D, E, F, G, H, I, J, K, L, M, N, O, P,

TAB: 2 2 | 0 0 | 2 2 0 | 3 3 2 2 | 0 0 0 0 2

D A E⁷ A D A E⁷

Q, R, S, T, U, V, W, X, Y and Z.

TAB: 0 0 | 3 | 2 2 0 | 0 0 0 | 3 | 2 2 0

A D A D A E⁷ A

Now I know my A - B - C's. Next time won't you sing with me?

TAB: 2 2 | 0 0 | 2 2 0 | 3 3 2 2 | 0 0 2

Alphabet Song Melody

A D A D A E⁷ A

A, B, C, D, E, F, G, H, I, J, K, L, M, N, O, P,

T
A
B

D A E⁷ A D A E⁷

Q, R, S, T, U, V, W, X, Y and Z.

T
A
B

A D A D A E⁷ A

Now I know my A - B - C's. Next time won't you sing with me?

T
A
B



Ants Go Marching ~ Melody ~

Am C

The ants go march - ing one by one hur - rah, _____ hur - rah! _____ The

TAB: 2 | 2 2 2 0 | 1 0 1 2 | 0 | 2 | 0 2

Am C E7

ants go march - ing one by one hur - rah, _____ hur - rah! _____ The

TAB: 2 2 2 0 | 1 0 1 3 | 0 | 1 | 0 1

C G7 Am E7

ants go march - ing one by one; the lit - tle one stops to suck his thumb and they

TAB: 0 0 0 1 | 3 3 3 0 | 1 1 1 1 | 2 | 0 0 0 1 3

Am Dm Am E7 Am E7 Am E7

all go march - ing down _____ to the ground _____ to get

TAB: 0 3 | 1 0 | 2 | 2 2 | 2 2 2

Am E7 Am E7 Am E7

out _____ of the rain. Boom, boom, boom, boom. The

TAB: 2 | 2 2 | 2 | 2 2 | 4 1 2

Ants Go Marching Melody

Am C

ants go march - ing two by two hur - rah, hur - rah! The

TAB: 2 2 2 0 | 1 0 1 2 | 0 2 0 2

Am C E7

ants go march - ing two by two hur - rah, hur - rah! The

TAB: 2 2 2 0 | 1 0 1 3 | 0 1 0 1

C G7 Am E7

ants go march - ing two by two; the lit - tle one stops to tie his shoe and they

TAB: 0 0 0 1 | 3 3 3 0 | 1 1 1 1 2 | 0 0 0 1 3

Am Dm Am E7 Am E7 Am E7

all go march - ing down to the ground to get

TAB: 0 3 | 1 0 | 2 2 2 | 2 2 2

Am E7 Am E7 Am E7 Am

out of the rain. Boom, boom, boom, boom, boom!

TAB: 2 2 2 2 | 2 2 4 1 | 2



G C G

Baa, baa, black sheep have you an - y wool?

T 0 0 3 3 0 0 0 0 3

A

B

C G D7 G

Yes, sir, yes, sir, three bags full.

T 1 1 0 0 2 2 0

A

B

C G D7

One for the mas - ter, one for the dame.

T 3 3 3 1 1 0 0 0 2

A

B

G C G D7

One for the lit - tle boy that lives down the lane.


T 3 3 3 1 1 1 1 0 0 0 2

A

B

Baa Baa Black Sheep Melody


G C G



Baa, baa, black sheep have you an - y wool?

T 0 0 3 3 0 0 0 0 3
A
B

C G C D⁷ G



Yes, sir, yes, sir, three bags full.

T 1 1 0 0 2 2 0
A
B



C F C G C

There was a farm - er had a dog and Bing - o was his name - o;

T
A
B

0 | 1 1 1 0 2 2 0 0 | 1 1 3 3 0 1

F G C

B - I - N - G - O, B - I - N - G - O,

T
A
B

0 0 1 1 1 | 3 3 0 0 0

Am Dm G C

B - I - N - G - O and Bing - o was his name - o. There

T
A
B

1 1 3 3 3 1 | 0 0 2 0 1 1 0

Bingo Melody

C F C G C

was a farm - er had a dog and Bing - o was his name - o;

T
A
B

F G C

B - I - N - G - O, B - I - N - G - O,

T
A
B

Am Dm G C

B - I - N - G - O and Bing - o was his name - o.

T
A
B