

# Easy Guitar Songbook

## Children's Collection Vol. 2

30 Great Songs in Standard Notation and Guitar TAB

**CHORD**  
Songbook

**Classic Songs Including:**

Old MacDonald  
Pop Goes the Weasel  
Ring Around the Rosie  
Skinnamarink  
Twinkle, Twinkle Little Star  
Yankee Doodle  
...and more!



**MakeMusicEasy.com**

# Children's Guitar Collection Vol. 2

All songs by Anonymous except: "Oh, My Darling Clementine" by Percy Montrose; "Oh! Susanna" by Stephen Foster; "Oh Where, Oh Where Has My Little Dog Gone?" – lyrics by Septimus Winner; "Over the River and Through the Woods" – lyrics by Lydia Maria Child; "Simple Gifts" by Joseph Brackett; "Skinnamarink" – lyrics by Felix F. Feist, music by Al Piantadosi; "The Star-Spangled Banner" – lyrics by Francis Scott Key, music by John Stafford Smith; "Take Me Out to the Ball Game" – lyrics by Jack Norworth, music by Albert von Tilzer; "The Old Gray Mare" – lyrics by J. Warner; "This Land is Your Land" – lyrics by Woody Guthrie; "Wheels on the Bus" by Verna Hills; "You're a Grand Old Flag" by George M. Cohan



Copyright © 2019 by Make Music Easy

Make Music Easy expressly reserves all rights. No part of this publication may be reproduced, distributed, or transmitted in any form or by any means, including photocopying, recording, or other digital, electronic or mechanical means, without the prior express written permission of Make Music Easy, except in the case of brief quotations, embodied reviews, and certain other noncommercial uses permitted by copyright law. Furthermore, character images contained in this work are the property of Make Music Easy and all rights are expressly reserved. For permission requests please contact Make Music Easy at: [info@makemusicasy.com](mailto:info@makemusicasy.com)

Printed in the United States of America, First Printing: 2019

Visit us online at:  
[MakeMusicEasy.com](http://MakeMusicEasy.com)

# Table of Contents

Introduction Section	
About This Songbook	4
Guitar Tablature Primer	5
Children's Collection Vol 2	
Oh, My Darling Clementine	6
Oh! Susanna	8
Oh Where, Oh Where Has My Little Dog Gone?	10
Old King Cole	12
Old MacDonald	14
On Top of Old Smokey	16
Over the River and Through the Woods	18
Polly Wolly Doodle	20
Pop Goes the Weasel	22
Rain Rain Go Away	24
Ring Around the Rosie	26
Rock-a-bye Baby	28
Row, Row, Row Your Boat	30
She'll Be Comin' 'Round the Mountain	32
Shoo Fly, Don't Bother Me	34
Simple Gifts	36
Skinamarink	38
Skip to My Lou	40
Take Me Out to the Ball Game	42
The Farmer in the Dell	44
The Muffin Man	46
The Old Gray Mare	48
The Star-Spangled Banner	50
This Land is Your Land	52
This Old Man	54
Three Blind Mice	56
Twinkle, Twinkle Little Star	58
Wheels on the Bus	60
Yankee Doodle	62
You're a Grand Old Flag	64
Appendices	
Appendix A: Chord Fingering Diagrams	66
Appendix B: Alternative Strumming Patterns	67

# About this Chord Songbook

This songbook is ideal for children with some previous guitar experience, and also for those just starting out. It contains the chords for 30 of the best children's songs, presented in a way that makes them easy to learn – and easy to sing along with. Chords shapes are presented in Guitar Tablature, and also shown in fingering diagrams in [Appendix A](#).

All songs use common “open position” chords which are easy to learn and widely used on the guitar

Chords Symbols are labeled above the staff, making it easy to follow chord progressions while playing songs

The image shows a musical score for the song 'Twinkle, Twinkle, Little Star'. It consists of three parts: Standard Notation, Guitar Tablature Notation, and lyrics. The Standard Notation is in 4/4 time with a key signature of one sharp (F#). The lyrics are 'Twink - le, twink - le lit - tle star,'. The Guitar Tablature Notation shows the fret numbers for each string (T, A, B) across four beats. Chord symbols G, C, and G are placed above the staff. A red oval highlights the first beat of the second measure, which corresponds to the C chord.

Beat	1	2	3	4	1	2	3	4
Standard Notation	Quarter	Quarter	Quarter	Quarter	Quarter	Quarter	Quarter	Quarter
Lyrics	Twink - le,	twink - le			lit - tle	star,		
Chord Symbols	G				C		G	
Guitar Tablature (T)	3	3	3	3	0	3	3	3
Guitar Tablature (A)	0	0	0	0	1	0	0	0
Guitar Tablature (B)	0	0	0	0	0	2	0	0
Guitar Tablature (B)	2	2	2	2	3	2	2	2
Guitar Tablature (B)	3	3	3	3			3	3

The “beat” is labeled under each bar of music to help you follow the basic strumming pattern

Song lyrics directly line up with simple strumming patterns, making it easy to sing while playing

**NOTE: More advanced strumming patterns are provided in [Appendix B](#)**

# Guitar Tablature for Chords

Guitar Tablature (TAB) takes advantage of the guitar's visual layout by using 6 lines that correspond to the 6 guitar strings. With Guitar TAB, the top line represents the thinnest guitar string and the bottom line represents the thickest string.

For chords, TAB identifies a combination of frets to press and strings to strum.

When a "0" appears on the line, the string is played as an "open string," which means that no fret is pressed – but the string is still plucked.

When a number (other than "0") appears on a line of Guitar TAB, it identifies two things: the **fret to press** and the **string to pluck**.

**Traditional Notation**

G

Twink - le, twink - le

**Guitar Tablatur Notation**

T	3	3
A	0	0
B	0	0
	2	2
	3	3

Press Fret 3

Press Frets: 2 and 3

Line / String Numbers

1  
2  
3  
4  
5  
6

1<sup>st</sup> fret

2<sup>nd</sup> fret

3<sup>rd</sup> fret

4<sup>th</sup> fret

6 5 4 3 2 1

6 5 4 3 2 1

All Six Strings are Strummed because All Six TAB Lines have Numbers

**Note: Full chord images (with Fingering) are shown in**

**[Appendix A](#)**



# Oh, My Darling Clementine

## ~ Chords ~

♪ =  $\overset{3}{\text{♪}}$

**C** **G<sup>7</sup>**

In a cav - ern, in a can - yon, ex - ca - vat - ing for a mine, dwelt a

T	0	0	0	1
A	1	1	1	0
B	2	2	2	0
	3	3	3	2
				3

Beat: 1 2 3 1 2 3 1 2 3 1 2 3

**C** **G<sup>7</sup>** **C**

min - er for - ty nin - er and his daugh - ter, Clem - en - tine. Oh my

T	1	0	1	1	0
A	0	0	1	0	1
B	2	0	0	0	0
	3	3	2	2	2
			3	3	3

1 2 3 1 2 3 1 2 3 1 2 3

**G<sup>7</sup>**

dar - ling, oh my dar - ling, oh my dar - ling, Clem - en - tine, you are

T	0	0	0	1
A	1	1	1	0
B	2	2	2	0
	3	3	3	2
				3

1 2 3 1 2 3 1 2 3 1 2 3

**C** **G<sup>7</sup>** **C**

lost and gone for - ev - er, dread - ful sor - ry, Clem - en - tine. Light she

T	1	0	1	0
A	0	1	0	1
B	0	0	0	0
	2	2	2	2
	3	3	3	3

1 2 3 1 2 3 1 2 3 1 2 3

C G<sup>7</sup>

was and like a fai - ry, and her shoes were num-ber nine, her-ring

TAB

1 2 3 1 2 3 1 2 3 1 2 3

C G<sup>7</sup> C

box - es with-out top - ses, sand-als were for Clem-en - tine. Oh my

TAB

1 2 3 1 2 3 1 2 3 1 2 3

G<sup>7</sup>

dar - ling, oh my dar - ling, oh my dar - ling, Clem - en - tine, you are

TAB


1 2 3 1 2 3 1 2 3 1 2 3

C G<sup>7</sup> C

lost and gone for - ev - er, dread - ful sor - ry, Clem - en - tine.

TAB

1 2 3 1 2 3 1 2 3 1 2 3



# Oh! Susanna

## ~ Chords ~

**A** **E7**

Well I come from Al - a - bam - a with a ban - jo on my knee. And I'm

T	0	0	0	0	0	0	0	0	0
A	2	2	2	2	2	2	2	1	0
B	2	2	2	2	2	2	2	0	1
B	0	0	0	0	0	0	0	2	0

Beat: 1 2 3 4 1 2 3 4 1 2 3 4 1 2 3 4

**A** **E7** **A**

goin' to Loui - si - a - na, my true love for to see.

T	0	0	0	0	0	0	0	0	0
A	2	2	2	2	2	0	2	2	2
B	2	2	2	2	2	1	2	2	2
B	0	0	0	0	0	2	0	0	0

1 2 3 4 1 2 3 4 1 2 3 4 1 2 3 4

**D** **A** **E7**

Oh! Su - san - na, oh, don't you cry for me, for I

T	2	2	2	2	0	0	0	0	0
A	3	3	3	3	2	2	0	0	0
B	2	2	2	2	2	2	1	1	0
B	0	0	0	0	0	0	0	0	0

1 2 3 4 1 2 3 4 1 2 3 4 1 2 3 4

**A** **E7** **A**

come from Al - a - bam - a with a ban - jo on my knee. Well it

T	0	0	0	0	0	0	0	0	0
A	2	2	2	2	2	0	2	2	2
B	2	2	2	2	2	1	2	2	2
B	0	0	0	0	0	2	0	0	0

1 2 3 4 1 2 3 4 1 2 3 4 1 2 3 4



A E7

rained all night the day I left, the wea-ther it was dry. The

T	0	0	0	0	0	0	0	0	0
A	2	2	2	2	2	2	2	1	1
B	2	2	2	2	2	2	2	0	0
B	0	0	0	0	0	0	0	2	2

1 2 3 4 1 2 3 4 1 2 3 4 1 2 3 4

A E7 A

sun so hot I froze to death; Su - san - na, don't you cry.

T	0	0	0	0	0	0	0	0	0
A	2	2	2	2	2	2	1	2	2
B	2	2	2	2	2	2	0	2	2
B	0	0	0	0	0	0	2	0	0

1 2 3 4 1 2 3 4 1 2 3 4 1 2 3 4

D A E7

Oh! Su - san - na, oh, don't you cry for me, for I

T	2	2	2	2	0	0	0	0	0
A	3	3	3	3	2	2	2	1	1
B	2	2	2	2	2	2	2	0	0
B	0	0	0	0	0	0	0	2	2

1 2 3 4 1 2 3 4 1 2 3 4 1 2 3 4

A E7 A

come from Al - a - bam - a with a ban - jo on my knee.

T	0	0	0	0	0	0	0	0	0
A	2	2	2	2	2	2	0	2	2
B	2	2	2	2	2	2	1	2	2
B	0	0	0	0	0	0	0	2	0

1 2 3 4 1 2 3 4 1 2 3 4 1 2 3 4



# Oh Where, Oh Where Has My Little Dog Gone? ~ Chords ~

**A** **E7**

Oh where, oh where has my lit - tle dog gone? Oh

0 0 0 0  
2 2 2 2  
2 2 2 2  
0 0 0 0

Beat: 1 2 3 1 2 3 1 2 3 1 2 3

**A**

where, oh where can he be? With his

0 0 0 0  
1 1 1 1  
2 2 2 2  
0 0 0 0

1 2 3 1 2 3 1 2 3 1 2 3

**E7**

ears cut short and his tail cut long, oh

0 0 0 0  
2 2 2 2  
2 2 2 2  
0 0 0 0

1 2 3 1 2 3 1 2 3 1 2 3

**A**

where, oh where can he be? Oh

0 0 0 0  
1 1 1 1  
2 2 2 2  
0 0 0 0

1 2 3 1 2 3 1 2 3 1 2 3

Oh Where Oh Where  
Has My Little Dog Gone  
Chords

**A** **E7**

where, oh where has my lit - tle dog gone? Oh

T 0 0 0  
A 2 2 1  
B 2 2 0

1 2 3 1 2 3 1 2 3

**A**

where, oh where can he be? With his

T 0 0 0 0  
A 1 1 1 2  
B 0 0 0 2

1 2 3 1 2 3 1 2 3 1 2 3

**E7**

ears cut short and his tail cut long, oh

T 0 0 0 0  
A 2 2 1 1  
B 2 2 0 0

1 2 3 1 2 3 1 2 3 1 2 3

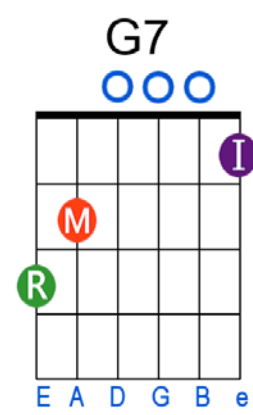
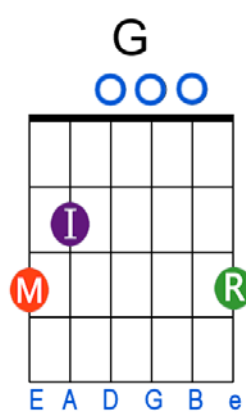
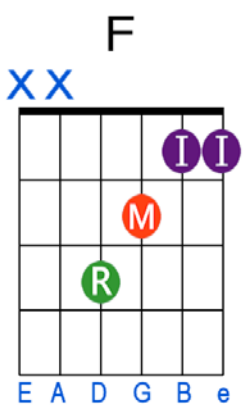
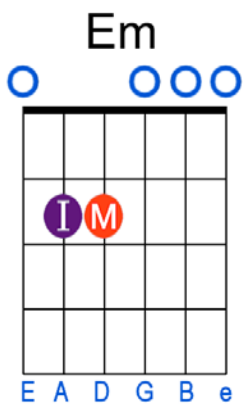
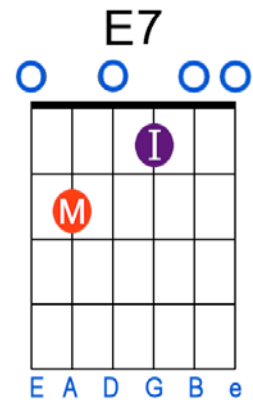
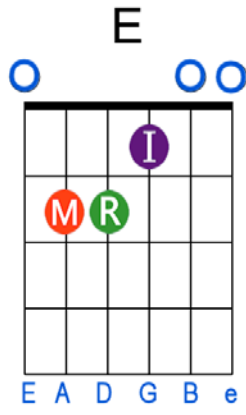
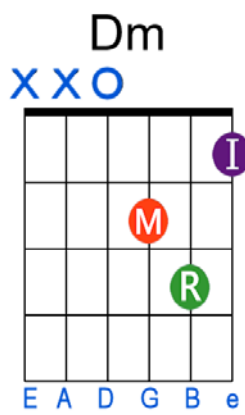
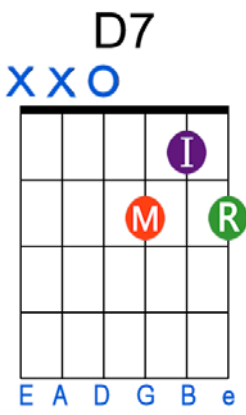
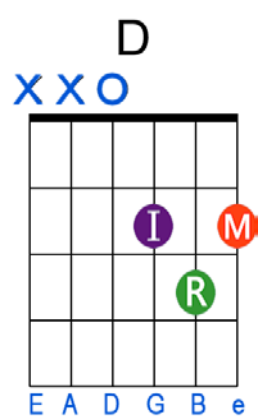
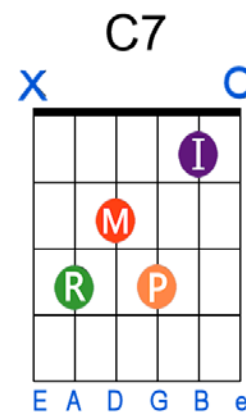
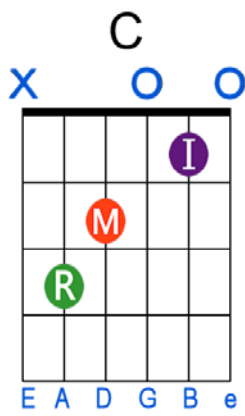
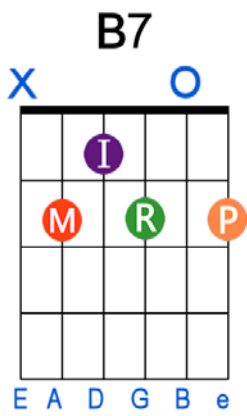
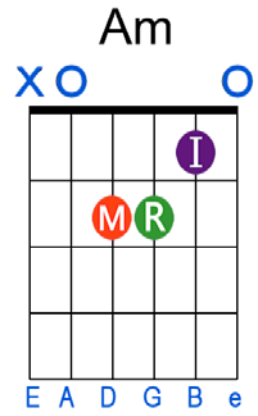
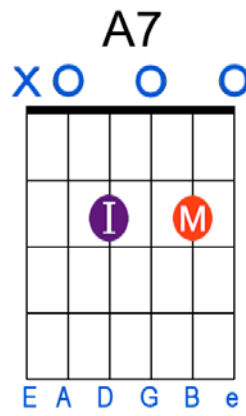
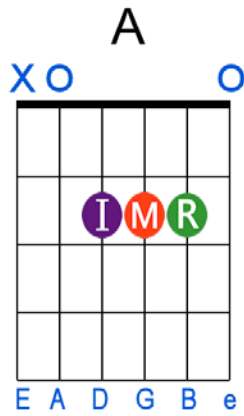
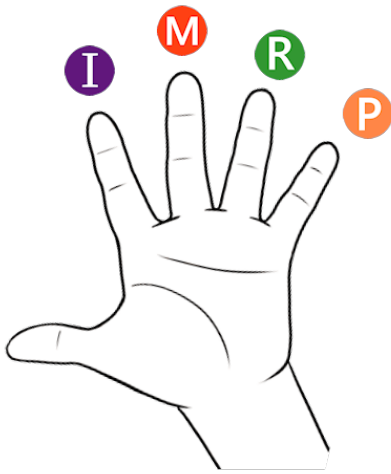
**A**

where, oh where can he be?

T 0 0 0 0  
A 1 1 2 2  
B 0 0 2 2

1 2 3 1 2 3 1 2 3 1 2 3


# Appendix A: Chord Fingering Diagrams



# Visit [MakeMusicEasy.com](http://MakeMusicEasy.com) for More Songbooks for Guitar!



Children's Collection Vol. 1



Children's Collection Vol. 2



Christian Children's Collection

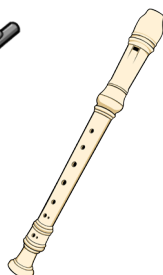


Christian Favorites



Christmas Classics

**Available for a Variety of Instruments!**



**Guitar, Ukulele, Flute,  
Recorder, Trumpet, Saxophone,  
Clarinet, Violin, Cello**