

Easy Ukulele Songbook

Children's Collection Vol. 2

30 Great Songs in Standard Notation and Ukulele TAB

CHORD
Songbook

Classic Songs Including:
Old MacDonald
Pop Goes the Weasel
Ring Around the Rosie
Skinnamarink
Twinkle, Twinkle Little Star
Yankee Doodle
...and more!



MakeMusicEasy.com

Children's Ukulele Collection Vol. 2

All songs by Anonymous except: "Oh, My Darling Clementine" by Percy Montrose; "Oh! Susanna" by Stephen Foster; "Oh Where, Oh Where Has My Little Dog Gone?" – lyrics by Septimus Winner; "Over the River and Through the Woods" – lyrics by Lydia Maria Child; "Simple Gifts" by Joseph Brackett; "Skinnamarink" – lyrics by Felix F. Feist, music by Al Piantadosi; "The Star-Spangled Banner" – lyrics by Francis Scott Key, music by John Stafford Smith; "Take Me Out to the Ball Game" – lyrics by Jack Norworth, music by Albert von Tilzer; "The Old Gray Mare" – lyrics by J. Warner; "This Land is Your Land" – lyrics by Woody Guthrie; "Wheels on the Bus" by Verna Hills; "You're a Grand Old Flag" by George M. Cohan



Copyright © 2019 by Make Music Easy

Make Music Easy expressly reserves all rights. No part of this publication may be reproduced, distributed, or transmitted in any form or by any means, including photocopying, recording, or other digital, electronic or mechanical means, without the prior express written permission of Make Music Easy, except in the case of brief quotations, embodied reviews, and certain other noncommercial uses permitted by copyright law. Furthermore, character images contained in this work are the property of Make Music Easy and all rights are expressly reserved. For permission requests please contact Make Music Easy at: info@makemusicasy.com

Printed in the United States of America, First Printing: 2019

Visit us online at:
MakeMusicEasy.com

Table of Contents

Introduction Section	
About This Songbook	4
Ukulele Tablature Primer	5
Children's Collection Vol 2	
Oh, My Darling Clementine	6
Oh! Susanna	8
Oh Where, Oh Where Has My Little Dog Gone?	10
Old King Cole	12
Old MacDonald	14
On Top of Old Smokey	16
Over the River and Through the Woods	18
Polly Wolly Doodle	20
Pop Goes the Weasel	22
Rain Rain Go Away	24
Ring Around the Rosie	26
Rock-a-bye Baby	28
Row, Row, Row Your Boat	30
She'll Be Comin' 'Round the Mountain	32
Shoo Fly, Don't Bother Me	34
Simple Gifts	36
Skinamarink	38
Skip to My Lou	40
Take Me Out to the Ball Game	42
The Farmer in the Dell	44
The Muffin Man	46
The Old Gray Mare	48
The Star-Spangled Banner	50
This Land is Your Land	52
This Old Man	54
Three Blind Mice	56
Twinkle, Twinkle Little Star	58
Wheels on the Bus	60
Yankee Doodle	62
You're a Grand Old Flag	64
Appendices	
Appendix A: Chord Fingering Diagrams	66
Appendix B: Alternative Strumming Patterns	67

About this Chord Songbook

This songbook is ideal for children with some previous ukulele experience, and also for those just starting out. It contains the chords for 30 of the best children's songs, presented in a way that makes them easy to learn – and easy to sing along with. Chords shapes are presented in Ukulele Tablature, and also shown in fingering diagrams in [Appendix A](#).

All songs use common “open position” chords which are easy to learn and widely used on the ukulele

Chords Symbols are labeled above the staff, making it easy to follow chord progressions while playing songs

Standard
Notation

Ukulele
Tablature
Notation

The image displays a musical score for the song 'Twinkle, Twinkle, Little Star'. It features three staves: a standard musical staff at the top, a line of lyrics in the middle, and a ukulele tablature staff at the bottom. The standard staff is in 4/4 time and shows a melody of eighth and quarter notes. The lyrics are 'Twink - le, twink - le lit - tle star,'. The ukulele tablature staff has four lines labeled T, A, B, and B from top to bottom. It shows fingerings for open position chords: C (3 0 0 0), F (0 1 0 2), and C (3 0 0 0). Chord symbols 'C', 'F', and 'C' are placed above the standard staff. A red circle highlights the F chord fingering (0 1 0 2) on the tablature staff. Red arrows point from callout boxes to the C chord symbol, the F chord symbol, the first beat, and the circled F chord fingering.

Beat:	1	2	3	4	1	2	3	4
Standard Notation	Twink - le, twink - le				lit - tle star,			
Ukulele Tablature	3	0	0	0	0	1	0	0
	0	0	0	0	0	2	0	0

The “beat” is labeled under each bar of music to help you follow the basic strumming pattern

Song Lyrics are included and line up directly with melody notes, making it easy to sing along while playing

NOTE: More advanced strumming patterns are provided in [Appendix B](#)

Ukulele Tablature for Chords


Ukulele Tablature (TAB) takes advantage of the ukulele's visual layout by using 4 lines that correspond to the 4 ukulele strings. With ukulele TAB, the top line represents the thinnest ukulele string and the bottom line represents the thickest string.

For chords, TAB identifies a combination of frets to press and strings to strum.

When a "0" appears on the line, the string is played as an "open string," which means that no fret is pressed – but the string is still plucked.

When a number (other than "0") appears on a line of ukulele TAB, it identifies two things: the **fret to press** and the **string to pluck**.

Traditional Notation



Twink-le, twink-le

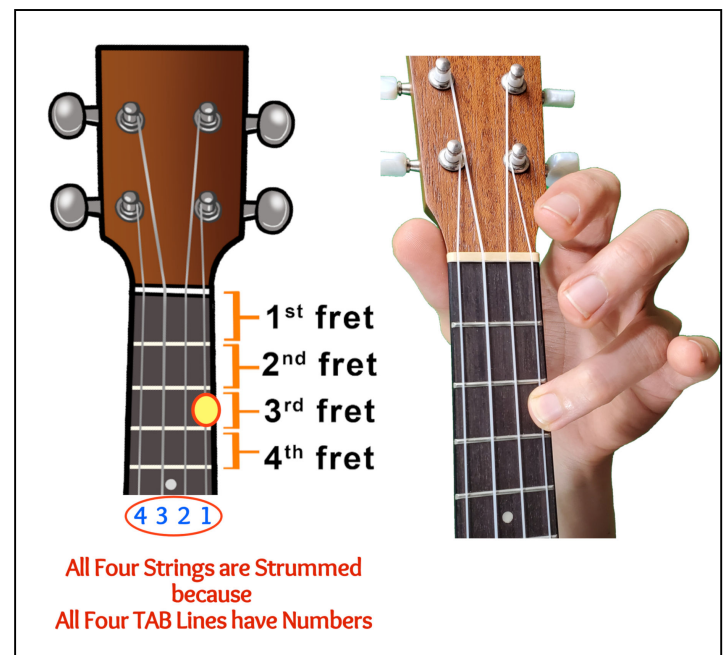
Ukulele Tablature Notation

Line	String	Fret
T	3	3
A	0	0
B	0	0
B	0	0

Press Fret 3

Line / String Number

1 2 3 4



Note: Full chord images (with Fingering) are shown in Appendix A



Oh, My Darling Clementine

~ Chords ~

♪ = $\overset{3}{\text{♪}}$

F **C7**

In a cav - ern, in a can - yon, ex - ca - vat - ing for a mine, dwelt a

Beat: 1 2 3 1 2 3 1 2 3 1 2 3

F **C7** **F**

min - er for - ty nin - er and his daugh - ter, Clem - en - tine. Oh my

1 2 3 1 2 3 1 2 3 1 2 3

C7

dar - ling, oh my dar - ling, oh my dar - ling, Clem - en - tine, you are

1 2 3 1 2 3 1 2 3 1 2 3

F **C7** **F**

lost and gone for - ev - er, dread - ful sor - ry, Clem - en - tine. Light she

1 2 3 1 2 3 1 2 3 1 2 3

* Strum Pattern #9 Can Also Be Used For This Song

Oh My Darling Clementine Chords

F C⁷

was and like a fai - ry, and her shoes were num-ber nine, her-ring

TAB: 0 1 0 2 | 0 1 0 2 | 0 1 0 2 | 1 0 0 0

1 2 3 1 2 3 1 2 3 1 2 3

Detailed description: This block contains the first line of the song. It features a treble clef with a key signature of one flat (Bb). The melody consists of eighth and quarter notes. The lyrics are 'was and like a fai - ry, and her shoes were num-ber nine, her-ring'. The guitar part is shown in TAB format with four measures. The first measure is F major (0, 1, 0, 2) and the last three are C7 (1, 0, 0, 0). Strumming numbers 1, 2, 3 are indicated below the TAB.

F C⁷ F

box - es with-out top - ses, san-dals were for Clem-en - tine. Oh my

TAB: 1 0 0 0 | 0 1 0 2 | 1 0 0 0 | 0 1 0 2

1 2 3 1 2 3 1 2 3 1 2 3

Detailed description: This block contains the second line of the song. The melody continues with the lyrics 'box - es with-out top - ses, san-dals were for Clem-en - tine. Oh my'. The guitar part has four measures: F major (1, 0, 0, 0), C7 (0, 1, 0, 2), C7 (1, 0, 0, 0), and F major (0, 1, 0, 2). Strumming numbers 1, 2, 3 are indicated below the TAB.

C⁷

dar - ling, oh my dar - ling, oh my dar - ling, Clem-en - tine, you are

TAB: 0 1 0 2 | 0 1 0 2 | 0 1 0 2 | 1 0 0 0

1 2 3 1 2 3 1 2 3 1 2 3

Detailed description: This block contains the third line of the song. The melody continues with the lyrics 'dar - ling, oh my dar - ling, oh my dar - ling, Clem-en - tine, you are'. The guitar part has four measures, all of which are C7 (0, 1, 0, 2). Strumming numbers 1, 2, 3 are indicated below the TAB.


F C⁷ F

lost and gone for - ev - er, dread - ful sor - ry, Clem - en - tine.

TAB: 1 0 0 0 | 0 1 0 2 | 1 0 0 0 | 0 1 0 2

1 2 3 1 2 3 1 2 3 1 2 3

Detailed description: This block contains the fourth line of the song. The melody concludes with the lyrics 'lost and gone for - ev - er, dread - ful sor - ry, Clem - en - tine.'. The guitar part has four measures: F major (1, 0, 0, 0), C7 (0, 1, 0, 2), C7 (1, 0, 0, 0), and F major (0, 1, 0, 2). Strumming numbers 1, 2, 3 are indicated below the TAB.



Oh! Susanna

~ Chords ~

C **G7**

Well I come from Al - a - bam - a with a ban - jo on my knee. And I'm

Beat: 1 2 3 4 1 2 3 4 1 2 3 4 1 2 3 4

C **G7** **C**

goin' to Loui - si - a - na, my true love for to see.

1 2 3 4 1 2 3 4 1 2 3 4 1 2 3 4

F **C** **G7**

Oh! Su - san - na, oh, don't you cry for me, for I

1 2 3 4 1 2 3 4 1 2 3 4 1 2 3 4

C **G7** **C**

come from Al - a - bam - a with a ban - jo on my knee. Well it

1 2 3 4 1 2 3 4 1 2 3 4 1 2 3 4

C G⁷

rained all night the day I left, the wea-ther it was dry. The

T 3 3 3 3 3 3 2 2
A 0 0 0 0 0 0 1 1
B 0 0 0 0 0 0 2 2

1 2 3 4 1 2 3 4 1 2 3 4 1 2 3 4

C G⁷ C

sun so hot I froze to death Su - san - na don't you cry.

T 3 3 3 3 3 2 3 3
A 0 0 0 0 0 1 0 0
B 0 0 0 0 0 2 0 0

1 2 3 4 1 2 3 4 1 2 3 4 1 2 3 4

F C G⁷

Oh! Su - san - na, oh, don't you cry for me, for I

T 0 0 0 0 3 3 2 2
A 1 1 1 1 0 0 1 1
B 2 2 2 2 0 0 2 2

1 2 3 4 1 2 3 4 1 2 3 4 1 2 3 4

C G⁷ C

come from Al - a - bam - a with a ban - jo on my knee.

T 3 3 3 3 3 2 3
A 0 0 0 0 0 1 0
B 0 0 0 0 0 2 0

1 2 3 4 1 2 3 4 1 2 3 4 1 2 3 4



F **C7**

Oh where, oh where has my lit - tle dog gone? Oh

Beat: 1 2 3 1 2 3 1 2 3 1 2 3

TAB: 0 1 0 0 2 0 1 0 0 0 1 0 0 0

F

where, oh where can he be? With his

1 2 3 1 2 3 1 2 3 1 2 3

TAB: 1 0 0 0 1 0 0 0 0 1 0 0 1 0 2

C7

ears cut short and his tail cut long, oh

1 2 3 1 2 3 1 2 3 1 2 3

TAB: 0 1 0 0 2 0 1 0 0 0 1 0 0 0 0

F

where, oh where can he be? Oh

1 2 3 1 2 3 1 2 3 1 2 3

TAB: 1 0 0 0 1 0 0 0 0 1 0 0 1 0 2

* Strum Pattern #8 Can Also Be Used For This Song

Oh Where Oh Where Has My Little Dog Gone Chords

F **C7**

where, oh where has my lit - tle dog gone? Oh

T 0 0 1 1
A 1 1 0 0
B 2 2 0 0

1 2 3 1 2 3 1 2 3 1 2 3

F

where, oh where can he be? With his

T 1 1 0 0
A 0 0 0 0
B 0 0 2 2

1 2 3 1 2 3 1 2 3 1 2 3

C7

ears cut short and his tail cut long, oh

T 0 0 1 1
A 1 1 0 0
B 2 2 0 0

1 2 3 1 2 3 1 2 3 1 2 3

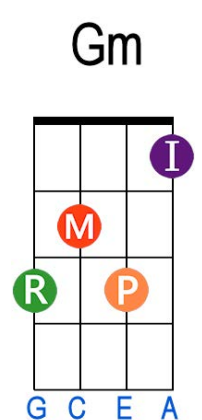
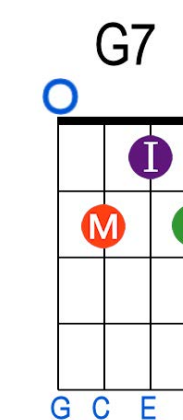
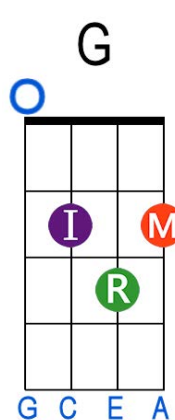
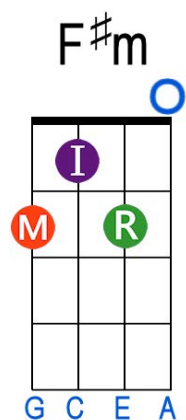
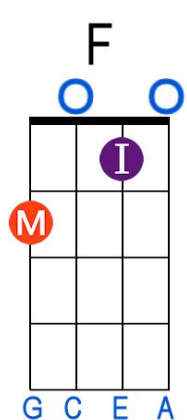
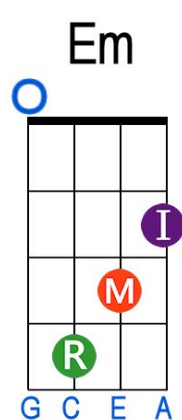
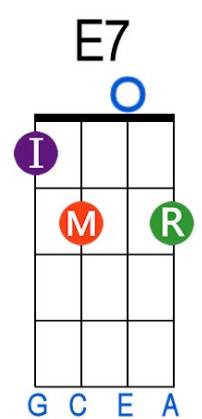
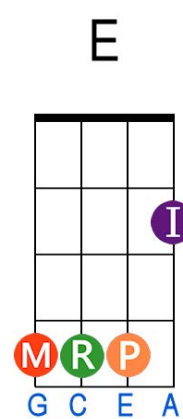
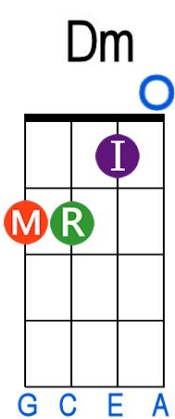
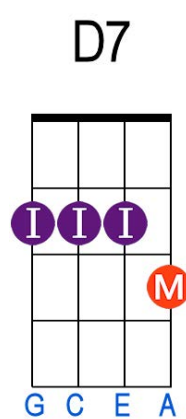
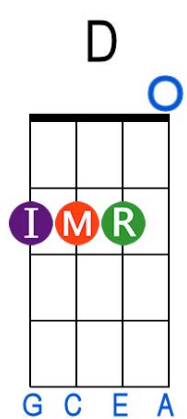
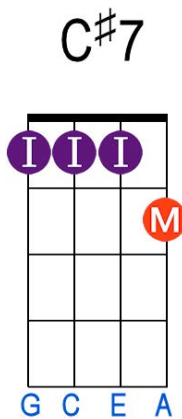
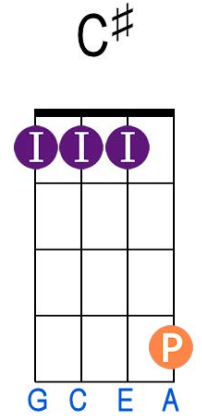
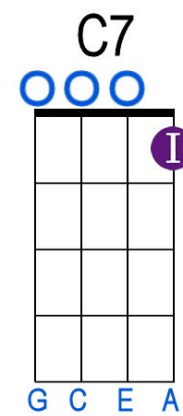

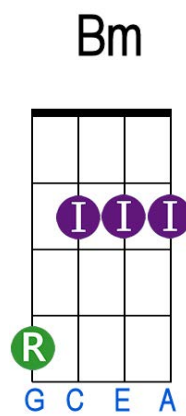
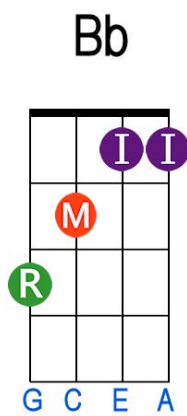
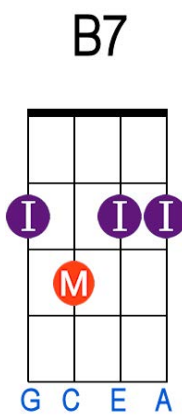
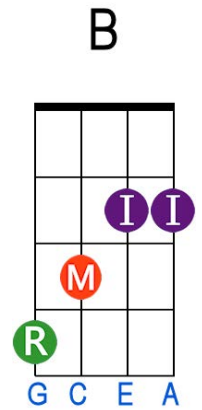
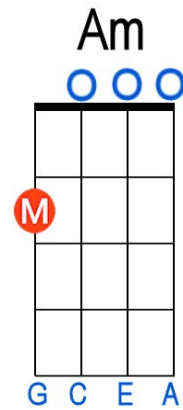
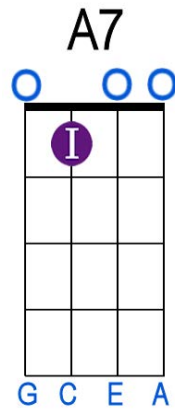
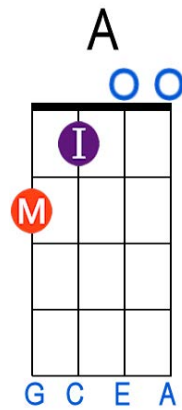
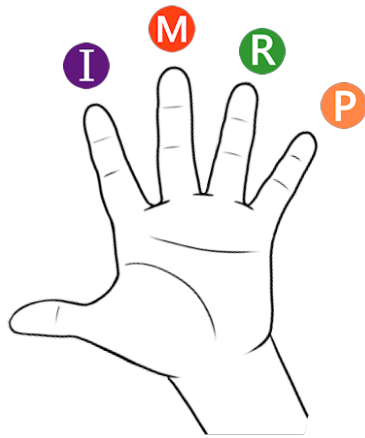
F

where, oh where can he be?

T 1 1 0 0
A 0 0 0 0
B 0 0 2 2

1 2 3 1 2 3 1 2 3 1 2 3


Appendix A: Ukulele Chord Fingerings Diagrams



Visit MakeMusicEasy.com for More Songbooks for Ukulele!



Children's Collection Vol. 1



Children's Collection Vol. 2



Christian Children's Collection



Christian Favorites



Christmas Classics

Available for a Variety of Instruments!



**Guitar, Ukulele, Flute,
Recorder, Trumpet, Saxophone,
Clarinet, Violin, Cello**

