

Easy Ukulele Songbook

Children's Collection Vol. 2

30 Great Songs in Standard Notation and Ukulele TAB

MELODY
Songbook

Classic Songs Including:

Old MacDonald

Pop Goes the Weasel

Ring Around the Rosie

Skinamarink

Twinkle, Twinkle Little Star

Yankee Doodle

...and more!



MakeMusicEasy.com

Children's Ukulele Collection Vol. 2

All songs by Anonymous except: "Oh, My Darling Clementine" by Percy Montrose; "Oh! Susanna" by Stephen Foster; "Oh Where, Oh Where Has My Little Dog Gone?" – lyrics by Septimus Winner; "Over the River and Through the Woods" – lyrics by Lydia Maria Child; "Simple Gifts" by Joseph Brackett; "Skinnamarink" – lyrics by Felix F. Feist, music by Al Piantadosi; "The Star-Spangled Banner" – lyrics by Francis Scott Key, music by John Stafford Smith; "Take Me Out to the Ball Game" – lyrics by Jack Norworth, music by Albert von Tilzer; "The Old Gray Mare" – lyrics by J. Warner; "This Land is Your Land" – lyrics by Woody Guthrie; "Wheels on the Bus" by Verna Hills; "You're a Grand Old Flag" by George M. Cohan



Copyright © 2019 by Make Music Easy

Make Music Easy expressly reserves all rights. No part of this publication may be reproduced, distributed, or transmitted in any form or by any means, including photocopying, recording, or other digital, electronic or mechanical means, without the prior express written permission of Make Music Easy, except in the case of brief quotations, embodied reviews, and certain other noncommercial uses permitted by copyright law. Furthermore, character images contained in this work are the property of Make Music Easy and all rights are expressly reserved. For permission requests please contact Make Music Easy at: info@makemusiceasy.com

Printed in the United States of America, First Printing: 2019

Visit us online at:
MakeMusicEasy.com

Table of Contents

Introduction Section	
About This Songbook	4
Ukulele Tablature Primer	5
Children's Collection Vol 2	
Oh, My Darling Clementine	6
Oh! Susanna	8
Oh Where, Oh Where Has My Little Dog Gone?	10
Old King Cole	12
Old MacDonald	14
On Top of Old Smokey	16
Over the River and Through the Woods	18
Polly Wolly Doodle	20
Pop Goes the Weasel	22
Rain Rain Go Away	24
Ring Around the Rosie	26
Rock-a-bye Baby	28
Row, Row, Row Your Boat	30
She'll Be Comin' 'Round the Mountain	32
Shoo Fly, Don't Bother Me	34
Simple Gifts	36
Skinamarink	38
Skip to My Lou	40
Take Me Out to the Ball Game	42
The Farmer in the Dell	44
The Muffin Man	46
The Old Gray Mare	48
The Star-Spangled Banner	50
This Land is Your Land	52
This Old Man	54
Three Blind Mice	56
Twinkle, Twinkle Little Star	58
Wheels on the Bus	60
Yankee Doodle	62
You're a Grand Old Flag	64

About this Melody Songbook

This songbook is ideal for children with some previous ukulele experience, and also for those just starting out. It contains the melodies for 30 of the best children's songs, arranged for easy guitar. Melodies are presented in both standard notation and Ukulele Tablature – the world's most popular ukulele notation system.

Melodies are scored in the best keys for easy and efficient ukulele fingerings

Chord Symbols are shown for reference and can be used by another musician when accompanying

Standard
Notation

Ukulele
Tablature
Notation

The image displays a musical score for the song 'Twinkle, Twinkle, Little Star'. It consists of two staves. The top staff is in standard notation, featuring a treble clef, a 4/4 time signature, and a key signature of one flat (B-flat). The melody is written in eighth notes. The bottom staff is in ukulele tablature notation, with four lines labeled T, A, B, and E from top to bottom. The notes are represented by numbers 0, 3, and 4. Chord symbols 'C', 'F', and 'C' are placed above the standard notation staff. The lyrics 'Twink - le, twink - le lit - tle star,' are written below the standard notation staff, aligned with the notes. A red circle highlights the first '0' on the ukulele tablature staff, which corresponds to the 'lit' syllable. Red arrows point from the callout boxes to the first 'C' chord symbol, the first '0' on the ukulele tablature staff, and the lyrics.

C F C

Twink - le, twink - le lit - tle star,

T
A
B
E

0 0 3 3 0 0 3

Melodies are scored in both Standard Notation and Ukulele Tablature Notation

Song Lyrics are included and line up directly above melody notes, making it easy to sing along while playing

Ukulele Tablature Primer

Ukulele Tablature (TAB) takes advantage of the ukulele's visual layout by using 4 lines that correspond to the 4 ukulele strings. With Ukulele TAB, the top line represents the thinnest ukulele string and the bottom line represents the thickest string.

When a "0" appears on the line, the string is played as an **"open string,"** which means the **string is plucked** -- but **no fret is pressed**.

Traditional Notation

C

Twink - le, twink - le

Ukulele Tablature Notation

No Fret Pressed

Line / String Number

1st fret
2nd fret
3rd fret
4th fret

4 3 2 1
Pluck String 3

When a number (other than "0") appears on a line of Ukulele TAB, it identifies two things: the **fret to press** and the **string to pluck**.

Traditional Notation

C

Twink - le, twink - le

Ukulele Tablature Notation

Press Fret 3

Line / String Number

1st fret
2nd fret
3rd fret
4th fret

4 3 2 1
Press Fret 3
Pluck String 2

Reminder: With Ukulele Tablature, the TOP line represents the THINNEST ukulele string, and the BOTTOM line represents the THICKEST ukulele string.



♩ = ♩^3

F C7

In a cav - ern, in a can - yon, ex - ca - vat - ing for a mine, dwelt a

TAB

1 1 1 0 0 1 1 0 3 3 1 0 3 3 0

F C7 F

min - er for - ty nin - er and his daugh - ter, Clem - en - tine. Oh my

TAB

1 1 0 3 0 1 1 0 3 0 0 3 1 1 1

C7

dar - ling, oh my dar - ling, oh my dar - ling, Clem - en - tine, you are

TAB

1 0 0 0 1 1 0 3 3 1 0 3 3 0

F C7 F

lost and gone for - ev - er, dread - ful sor - ry, Clem - en - tine. Light she

TAB

1 1 0 3 0 1 1 0 3 0 0 3 1 1 1

Oh My Darling Clementine

Melody

F C⁷

was and like a fai - ry, and her shoes were num-ber nine, her-ring

T
A
B

F C⁷ F

box - es with-out top - ses, san-dals were for Clem-en - tine. Oh my

T
A
B

C⁷


dar - ling, oh my dar - ling, oh my dar - ling, Clem-en - tine, you are

T
A
B

F C⁷ F

lost and gone for - ev - er, dread - ful sor - ry, Clem - en - tine.

T
A
B



Oh! Susanna

~ Melody ~

C G⁷

Well I come from Al - a - bam - a with a ban - jo on my knee. And I'm

TAB: 0 2 || 0 3 3 0 | 3 0 0 2 | 0 0 2 0 | 2 0 2

C G⁷ C

goin' to Loui - si - a - na, my true love for to see.

TAB: 0 3 3 0 | 3 0 0 2 | 0 0 2 2 | 0

F C G⁷

Oh! Su - san - na, oh, don't you cry for me, for I

TAB: 1 1 | 0 0 0 | 3 3 0 0 | 2 0 2

C G⁷ C

come from Al - a - bam - a with a ban - jo on my knee. Well it

TAB: 0 3 3 0 | 3 0 0 2 | 0 0 2 2 | 0 0 2

Oh Susanna Melody

C G⁷

rained all night the day I left, the wea - ther it was dry. The

TAB

0 3 3 0 3 0 0 2 0 0 2 0 2 2

C G⁷ C

sun so hot I froze to death Su - san - na don't you cry.

TAB

0 3 3 0 3 0 0 2 0 0 2 2 0

F C G⁷

Oh! Su - san - na, oh, don't you cry for me, for I

TAB

1 1 0 0 0 3 3 0 0 2 0 2

C G⁷ C

come from Al - a - bam - a with a ban - jo on my knee.

TAB

0 3 3 0 3 0 0 2 0 0 2 2 0



F C⁷

Oh where, oh where has my lit - tle dog gone? Oh

TAB

0 3 0 1 0 1 3 3 0 0

F

where, oh where can he be? With his

TAB

5 3 1 0 3 3 0 1

C⁷

ears cut short and his tail cut long, oh

TAB

3 0 1 0 1 3 0 0

F

where, oh where can he be? Oh

TAB

5 3 1 0 3 1 0

Oh Where Oh Where Has My Little Dog Gone

Melody

F **C7**

where, oh where has my lit - tle dog gone? Oh

T 3 0 1 0 1 3 3 0 0 3
A
B

F

where, oh where can he be? With his

T 5 3 1 0 3 3 0 1
A
B

C7

ears cut short and his tail cut long, oh

T 3 0 1 0 1 3 0 0 3
A
B

F


where, oh where can he be?

T 5 3 1 0 3 1
A
B

Visit MakeMusicEasy.com for More Songbooks for Ukulele!



Children's Collection Vol. 1



Children's Collection Vol. 2



Christian Children's Collection

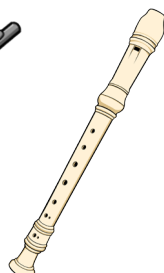


Christian Favorites



Christmas Classics

Available for a Variety of Instruments!



**Guitar, Ukulele, Flute,
Recorder, Trumpet, Saxophone,
Clarinet, Violin, Cello**