

Easy Ukulele Songbook

Christian Children's Collection

30 Great Songs in Standard Notation and Ukulele TAB

CHORD
Songbook

Classic Songs Including:

Arky Arky Song
Down in My Heart
God is So Good
I am a C-H-R-I-S-T-I-A-N
Jesus Loves Me
This Little Light of Mine
...and more!

MakeMusicEasy.com

Christian Children's Ukulele Collection

All songs by Anonymous except: "Do Lord" – lyrics by Julia Ward Howe; "Jesus Loves Me" – lyrics by Anna B. Warner, music by William B. Bradbury; "Jesus Loves the Little Children" – lyrics by Clare Herbert Woolston, music by George Frederick Root; "The Wise Man Built His House Upon the Rock" by Ann Omley; "This Little Light of Mine" by Harry Dixon Loes; "This is the Day the Lord Has Made" by Isaac Watts

Bible Quotes Taken From: International Children's Bible



Copyright © 2019 by Make Music Easy

Make Music Easy expressly reserves all rights. No part of this publication may be reproduced, distributed, or transmitted in any form or by any means, including photocopying, recording, or other digital, electronic or mechanical means, without the prior express written permission of Make Music Easy, except in the case of brief quotations, embodied reviews, and certain other noncommercial uses permitted by copyright law. Furthermore, character images contained in this work are the property of Make Music Easy and all rights are expressly reserved. For permission requests please contact Make Music Easy at: info@makemusiceasy.com

Printed in the United States of America, First Printing: 2019

Visit us online at:
MakeMusicEasy.com

Table of Contents

Introduction Section	
About This Songbook	4
Ukulele Tablature Primer	5
Christian Children's Collection	
Alive, Alive	6
Arky, Arky Song	8
Behold, Behold	10
Climb, Climb Up Sunshine Mountain	12
Deep and Wide	14
Do Lord	16
Down in My Heart	18
Give Me Oil in My Lamp	20
God is So Good	22
Hallelu, Hallelujah!	24
He's Got the Whole World in His Hands	26
I Am a C-H-R-I-S-T-I-A-N	28
I'm in the Lord's Army	30
Isn't He Wonderful	32
I've Got Peace Like a River	34
Jesus Loves Me	36
Jesus Loves the Little Children	38
Jesus Wants Me For a Sunbeam	40
Joshua Fought the Battle of Jericho	42
My God is So Big	44
Oh Be Careful Little Eyes	46
Oh, How I Love Jesus	48
Praise Him, All Ye Little Children	50
Standin' in the Need of Prayer	52
The B-I-B-L-E	54
The Wise Man Built His House Upon the Rock	56
This is the Day the Lord Has Made	58
This Little Light of Mine	60
Who Did Swallow Jonah?	62
Zaccheus Was a Wee Little Man	64
Appendices	
Appendix A: Chord Fingering Diagrams	66
Appendix B: Alternative Strumming Patterns	67

About this Chord Songbook

This songbook is ideal for children with some previous ukulele experience, and also for those just starting out. It contains the chords for 30 of the best children's songs, presented in a way that makes them easy to learn – and easy to sing along with. Chords shapes are presented in Ukulele Tablature, and also shown in fingering diagrams in [Appendix A](#).

All songs use common “open position” chords which are easy to learn and widely used on the ukulele

Chords Symbols are labeled above the staff, making it easy to follow chord progressions while playing songs

Standard Notation

Ukulele Tablature Notation

C G

God is so good,

Beat: 1 2 3 4 1 2 3 4

The “beat” is labeled under each bar of music to help you follow the basic strumming pattern

Song lyrics directly line up with simple strumming patterns, making it easy to sing while playing

NOTE: More advanced strumming patterns are provided in [Appendix B](#)

Ukulele Tablature for Chords


Ukulele Tablature (TAB) takes advantage of the ukulele's visual layout by using 4 lines that correspond to the 4 ukulele strings. With ukulele TAB, the top line represents the thinnest ukulele string and the bottom line represents the thickest string.

For chords, TAB identifies a combination of frets to press and strings to strum.

When a "0" appears on the line, the string is played as an "open string," which means that no fret is pressed – but the string is still plucked.

When a number (other than "0") appears on a line of ukulele TAB, it identifies two things: the **fret to press** and the **string to pluck**.

Traditional Notation



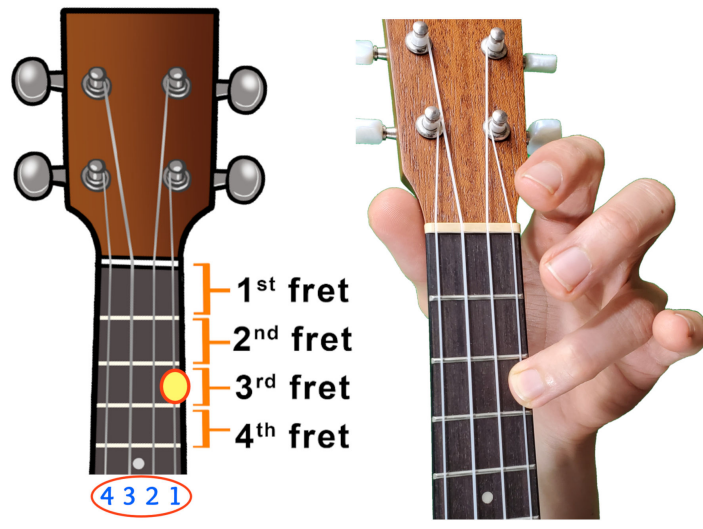
Ukulele Tablature Notation

Line	String	Fret
T	3	3
A	0	0
B	0	0

Line / String Number

Press Fret 3

1 2 3 4



1st fret
2nd fret
3rd fret
4th fret

4 3 2 1

All Four Strings are Strummed because All Four TAB Lines have Numbers

Note: Full chord images (with Fingering) are shown in Appendix A

Alive, Alive

~ Chords ~



Chord progression: G C G

Lyrics: A - live, a - live, a - live for - ev - er - more; my

Beat: 1 2 3 4 1 2 3 4

TAB: 2 3 2 0 2 3 2 0 3 0 2 3 2 0

Chord progression: D G

Lyrics: Je - sus is a - live, a - live for - ev - er - more. A -

Beat: 1 2 3 4 1 2 3 4

TAB: 0 2 2 2 0 2 2 2 2 3 2 2 3 0

Chord progression: C G

Lyrics: live, a - live, a - live for - ev - er - more; my

Beat: 1 2 3 4 1 2 3 4

TAB: 2 3 2 0 3 0 3 0 2 3 2 0 3 0

Chord progression: D G

Lyrics: Je - sus is a - live. Sing Hal - le -

Beat: 1 2 3 4 1 2 3 4

TAB: 0 2 2 2 0 2 2 2 2 3 2 2 3 0

* Strum Pattern #4 Can Also Be Used For This Song

Alive, Alive Chords

C G

lu - jah! Sing Hal - le - lu - jah! My

T 3 2 3 2
A 0 0 3 3
B 0 0 2 2
0 0 0 0

1 2 3 4 1 2 3 4

D G

Je - sus is a - live for - ev - er - more. Sing Hal - le -

T 0 2 2 2
A 2 2 2 2
B 2 2 2 2
0 0 0 0

1 2 3 4 1 2 3 4

C G

lu - jah! Sing Hal - le - lu - jah! My

T 3 3 2 2
A 0 0 3 3
B 0 0 2 2
0 0 0 0

1 2 3 4 1 2 3 4

D G

Je - sus is a - live!

T 0 0 2 2
A 2 2 3 3
B 2 2 2 2
2 0 0 0

1 2 3 4 1 2 3 4

She said that she had seen him, but the followers did not believe her.

~ Mark 16:11

Arky, Arky Song

~ Chords ~

C **F** **G⁷**

The Lord told No - ah, there's gon-na be a flood - y, flood - y.

Beat: 1 2 3 4 1 2 3 4

TAB: 3 0 0 0 | 3 0 0 0 | 0 1 0 2 | 2 1 2 0

C **F** **G⁷**

Lord told No - ah, there's gon-na be a flood - y, flood - y.

1 2 3 4 1 2 3 4

TAB: 3 0 0 0 | 3 0 0 0 | 0 1 0 2 | 2 1 2 0

C **C⁷** **F** **C**

Get those child - ren out of the mud - dy mud - dy,

1 2 3 4 1 2 3 4

TAB: 3 0 0 0 | 1 0 0 0 | 0 1 0 2 | 3 0 0 0

G⁷ **C**

chil - dren of the Lord. So

1 2 3 4 1 2 3 4

TAB: 3 0 0 0 | 2 1 2 0 | 3 0 0 0 | 3 0 0 0

* Strum Pattern #4 Can Also Be Used For This Song

Arky, Arky Song Chords

C F G⁷

rise_____ and shine,_____ and give God the glo - ry, glo - ry,

T 3 3 0 2
A 0 0 1 1
B 0 0 0 0

1 2 3 4 1 2 3 4

C F G⁷

rise_____ and shine,_____ and give God the glo - ry, glo - ry,

T 3 3 0 2
A 0 0 1 1
B 0 0 0 0

1 2 3 4 1 2 3 4

C C⁷ F C

rise and shine and give God the glo - ry, glo - ry,

T 3 1 0 3
A 0 0 1 0
B 0 0 0 0

1 2 3 4 1 2 3 4

G⁷ C

chil - dren of the Lord!

T 3 2 3
A 0 1 0
B 0 2 0

1 2 3 4 1 2 3 4

There will be two of every kind of bird, animal and crawling thing.

~ ; YbYgJg* .&\$



Behold, Behold

~ Chords ~

C

Be - hold, be - hold! I

Beat: 1 2 3 4 1 2 3 4

TAB: 3 0 0 0 3 0 0 0 3 0 0 0 3 0 0 0

G C

stand at the door and knock, knock, knock; Be -

1 2 3 4 1 2 3 4

TAB: 3 0 0 0 2 3 0 0 3 0 0 0 3 0 0 0

F C

hold, be - hold! I

1 2 3 4 1 2 3 4

TAB: 0 1 0 2 0 1 0 2 3 0 0 0 3 0 0 0

D G

stand at the door and knock, knock, knock; If

1 2 3 4 1 2 3 4

TAB: 0 2 2 2 0 2 3 2 2 3 2 0 2 3 2 0

* Strum Pattern #6 Can Also Be Used For This Song

Behold, Behold Chords

C **F**

an - y - one hear my voice, if

T 3 0 0 0 | 0 1 0 2

A 0 0 0 0 | 1 0 0 0

B 0 0 0 0 | 2 2 2 2

1 2 3 4 1 2 3 4

D **G**

an - y - one hear my voice, and will

T 0 2 2 2 | 2 3 2 0

A 2 2 2 2 | 3 2 2 0

B 2 2 2 2 | 0 0 0 0

1 2 3 4 1 2 3 4

C **G** **C** **F**

o - pen, o - pen, o - pen the door, I

T 3 0 0 0 | 2 3 2 0 | 3 0 0 0 | 0 1 0 2

A 0 0 0 0 | 3 2 2 0 | 0 0 0 0 | 1 0 0 0

B 0 0 0 0 | 0 0 0 0 | 0 0 0 0 | 2 2 2 2

1 2 3 4 1 2 3 4

C **G** **C**

will come in.

T 3 0 0 0 | 2 3 2 0 | 3 0 0 0

A 0 0 0 0 | 3 2 2 0 | 0 0 0 0

B 0 0 0 0 | 0 0 0 0 | 0 0 0 0

1 2 3 4 1 2 3 4

Continue to knock, and the door will open for you.

~ Matthew 7:7



Climb, Climb Up Sunshine Mountain

~ Chords ~

C

Climb, climb up Sun - shine Moun - tain,

Beat: 1 2 3 4 1 2 3 4

TAB: 3 0 0 0 | 3 0 0 0

G7

heav'n - ly breez - es blow.

1 2 3 4 1 2 3 4

TAB: 3 0 0 0 | 2 1 2 0

Climb, climb up Sun - shine Moun - tain,

1 2 3 4 1 2 3 4

TAB: 2 1 2 0 | 2 1 2 0

C

fac - es all a - glow.

1 2 3 4 1 2 3 4

TAB: 2 1 2 0 | 3 0 0 0

* Strum Pattern #5 Can Also Be Used For This Song

Climb, Climb Up Sunshine Mountain Chords

C

Turn, turn from sin and doubt - ing,

T 3 3 3 3
A 0 0 0 0
B 0 0 0 0

1 2 3 4 1 2 3 4

F

look to God on high;

T 3 3 0 0
A 0 0 1 1
B 0 0 2 2

1 2 3 4 1 2 3 4

C

climb, climb up Sun - shine Moun - tain,

T 0 0 3 3
A 1 1 0 0
B 2 2 0 0

1 2 3 4 1 2 3 4

D G C

you and I.

T 0 2 3 3
A 2 3 2 2
B 2 2 0 0

1 2 3 4 1 2 3 4

Who may go up on the mountain of the Lord?

~ Psalm 24:3



C **F**

Deep and wide, deep and wide, there's a

Beat: 1 2 3 4 1 2 3 4

TAB: 3 0 0 0 | 0 1 0 2

C **G⁷**

foun - tain flow - ing deep and wide.

1 2 3 4 1 2 3 4

TAB: 3 0 0 0 | 2 1 2 0

C **F**

Deep and wide, deep and wide, there's a

1 2 3 4 1 2 3 4

TAB: 3 0 0 0 | 0 1 0 2

C **G⁷** **C**

foun - tain flow - ing deep and wide.

1 2 3 4 1 2 3 4

TAB: 3 0 0 0 | 2 1 2 0 | 3 0 0 0

* Strum Pattern #5 Can Also Be Used For This Song

Deep and Wide Chords

C F

Plunge right in, lose your sin, there's a

T 3 0 0 0 | 0 1 0 2 | 3 0 0 0 | 0 1 0 2

A 0 0 0 0 | 1 0 0 0 | 0 0 0 0 | 1 0 0 0

B 0 0 0 0 | 2 0 0 0 | 0 0 0 0 | 2 0 0 0

1 2 3 4 | 1 2 3 4

C G⁷

foun - tain flow - ing deep and wide.

T 3 0 0 0 | 2 1 0 2 | 3 0 0 0 | 2 1 0 2

A 0 0 0 0 | 1 0 0 0 | 0 0 0 0 | 1 0 0 0

B 0 0 0 0 | 2 0 0 0 | 0 0 0 0 | 2 0 0 0

1 2 3 4 | 1 2 3 4

C F

Plunge right in, lose your sin, there's a

T 3 0 0 0 | 0 1 0 2 | 3 0 0 0 | 0 1 0 2

A 0 0 0 0 | 1 0 0 0 | 0 0 0 0 | 1 0 0 0

B 0 0 0 0 | 2 0 0 0 | 0 0 0 0 | 2 0 0 0

1 2 3 4 | 1 2 3 4

C G⁷ C

foun - tain flow - ing deep and wide.

T 3 0 0 0 | 2 1 0 2 | 3 0 0 0 | 3 0 0 0

A 0 0 0 0 | 1 0 0 0 | 0 0 0 0 | 0 0 0 0

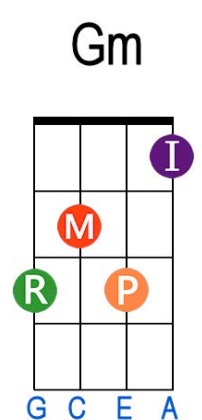
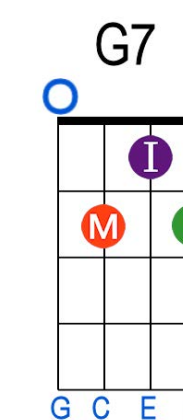
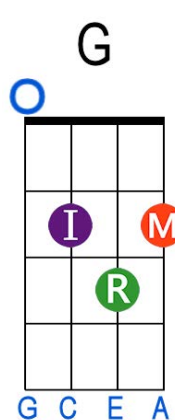
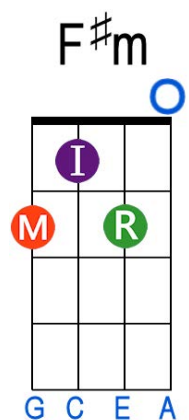
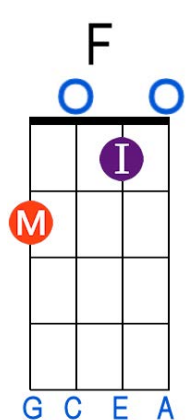
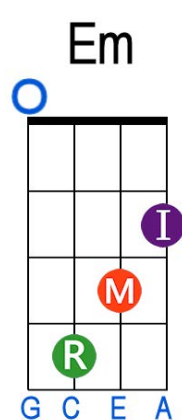
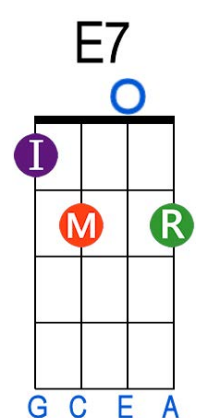
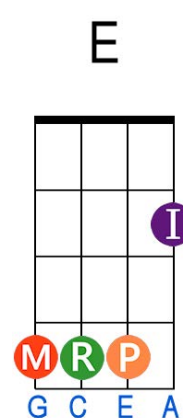
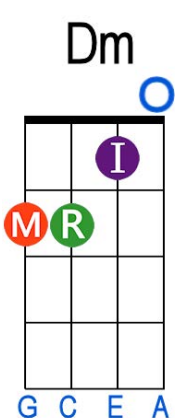
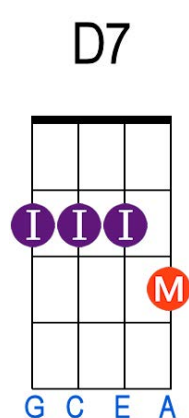
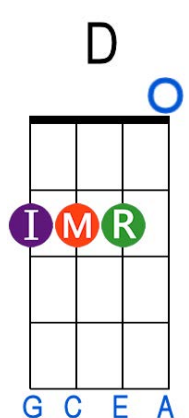
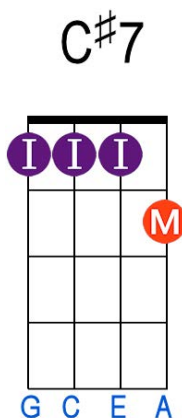
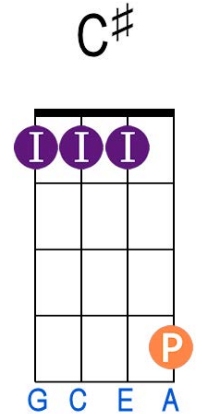
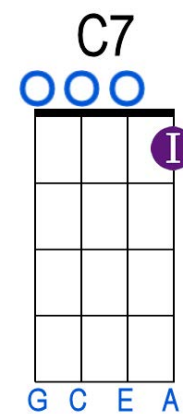

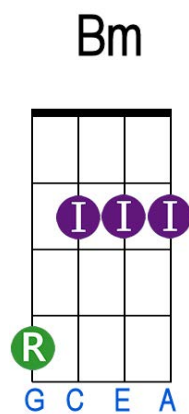
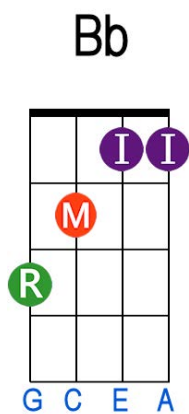
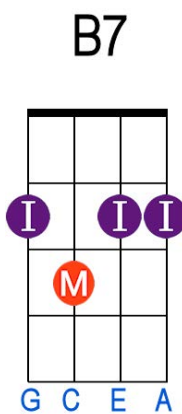
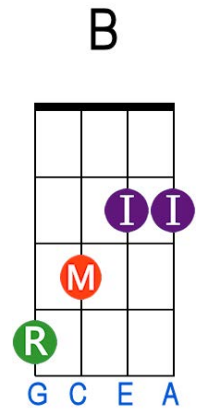
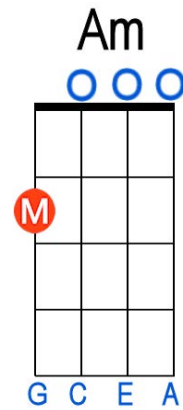
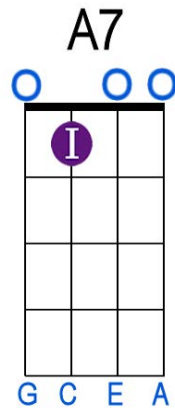
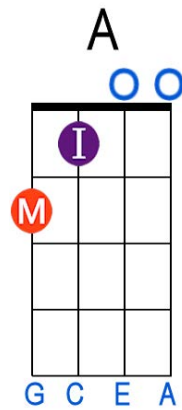
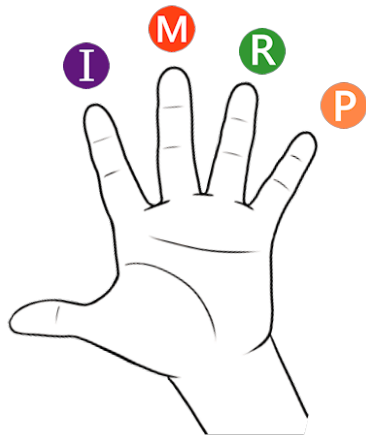
B 0 0 0 0 | 2 0 0 0 | 0 0 0 0 | 2 0 0 0

1 2 3 4 | 1 2 3 4

His limits are longer than the earth and wider than the sea.

~ Job 11:9


Appendix A: Ukulele Chord Fingerings Diagrams



Visit MakeMusicEasy.com for More Songbooks for Ukulele!



Children's Collection Vol. 1




Children's Collection Vol. 2



Christian Children's Collection



Christian Favorites



Christmas Classics

Available for a Variety of Instruments!



**Guitar, Ukulele, Flute,
Recorder, Trumpet, Saxophone,
Clarinet, Violin, Cello**

