

Easy Ukulele Songbook

Christian Favorites

30 Great Songs in Standard Notation and Ukulele TAB

CHORD
Songbook

Classic Songs Including:

Amazing Grace
How Great Thou Art
Michael Row the Boat Ashore
Joyful, Joyful We Adore Thee
Kum Ba Yah
The Old Rugged Cross
...and more!



MakeMusicEasy.com

Christian Favorites Ukulele Collection

All songs by Anonymous except: “Amazing Grace” – lyrics by Jon Newton; “Battle Hymn of the Republic” – lyrics by Julia Ward Howe; “Bringing in the Sheaves” – lyrics by Knowles Shaw; “Crown Him with Many Crowns” – lyrics by Matthew Bridges and Godfrey Thring, music by Sir George Job Elvey; “For All the Saints” by William Walsham How; “God Bless America” by Irving Berlin; “Holy, Holy, Holy” by Reginald Heber; “How Great Thou Art” – lyrics by Carl Boberg; “In the Sweet By and By” – lyrics by S. Fillmore Bennett, music by Joseph P. Webster; “Joyful, Joyful We Adore Thee” – lyrics by Henry van Dyke, music by Ludwig van Beethoven; “Make Me a Channel of Your Peace” – lyrics by St. Francis of Assisi; “Nearer My God to Thee” by Sarah Flower Adams; “The Old Rugged Cross” by George Bennard; “This is My Fathers World” by Maltbie Davenport Babcock; “To God Be the Glory” – lyrics by Fanny Crosby, music by William Howard Doane; “What a Friend We Have in Jesus” – lyrics by Joseph M. Scriven, music by Charles Crozat Converse; “Will the Circle Be Unbroken” – lyrics by Ada R. Habershon, music by Charles H. Gabriel; “When the Roll is Called Up Yonder” by James Milton Black

Bible Quotes Taken From: King James Version of the Bible



Copyright © 2019 by Make Music Easy

Make Music Easy expressly reserves all rights. No part of this publication may be reproduced, distributed, or transmitted in any form or by any means, including photocopying, recording, or other digital, electronic or mechanical means, without the prior express written permission of Make Music Easy, except in the case of brief quotations, embodied reviews, and certain other noncommercial uses permitted by copyright law. Furthermore, character images contained in this work are the property of Make Music Easy and all rights are expressly reserved. For permission requests please contact Make Music Easy at: info@makemusiceasy.com

Printed in the United States of America, First Printing: 2019

Visit us online at:

MakeMusicEasy.com

Table of Contents

Introduction Section	
About This Songbook	4
Guitar Tablature Primer	5
Christian Favorites Collection	
Amazing Grace	6
Battle Hymn of the Republic	8
Be Thou My Vision	10
Bringing in the Sheaves	12
Crown Him with Many Crowns	14
Down by the Riverside	16
For All the Saints	18
Go Down Moses	20
God Bless America	22
Holy, Holy, Holy	24
How Great Thou Art	26
In the Sweet By and By	28
Jesus Christ is Risen Today	30
Joyful, Joyful We Adore Thee	32
Kum-Ba-Yah	34
Make Me A Channel of Your Peace	36
Michael Row the Boat Ashore	38
Nearer My God to Thee	40
Rejoice in the Lord Always	42
Rock-a-My Soul	44
Shall We Gather at the River	46
Swing Low, Sweet Chariot	48
The Old Rugged Cross	50
This is My Father's World	52
This Train is Bound for Glory	54
To God Be the Glory	56
What a Friend We Have in Jesus	58
When the Roll is Called Up Yonder	60
When the Saints Go Marching In	62
Will the Circle Be Unbroken	64
Appendices	
Appendix A: Chord Fingering Diagrams	66
Appendix B: Alternative Strumming Patterns	67

About this Chord Songbook

This songbook is ideal for children with some previous ukulele experience, and also for those just starting out. It contains the chords for 30 of the best children's songs, presented in a way that makes them easy to learn – and easy to sing along with. Chords shapes are presented in Ukulele Tablature, and also shown in fingering diagrams in [Appendix A](#).

All songs use common “open position” chords which are easy to learn and widely used on the ukulele

Chords Symbols are labeled above the staff, making it easy to follow chord progressions while playing songs

Standard Notation

Ukulele Tablature Notation

G D

Joy - ful, joy - ful, we a - dore Thee,

Beat: 1 2 3 4 1 2 3 4

The “beat” is labeled under each bar of music to help you follow the basic strumming pattern

Song lyrics directly line up with simple strumming patterns, making it easy to sing while playing

NOTE: More advanced strumming patterns are provided in [Appendix B](#)

Ukulele Tablature for Chords

Ukulele Tablature (TAB) takes advantage of the ukulele's visual layout by using 4 lines that correspond to the 4 ukulele strings. With ukulele TAB, the top line represents the thinnest ukulele string and the bottom line represents the thickest string.

For chords, TAB identifies a combination of frets to press and strings to strum.

When a "0" appears on the line, the string is played as an "open string," which means that no fret is pressed – but the string is still plucked.

When a number (other than "0") appears on a line of ukulele TAB, it identifies two things: the **fret to press** and the **string to pluck**.

Traditional Notation

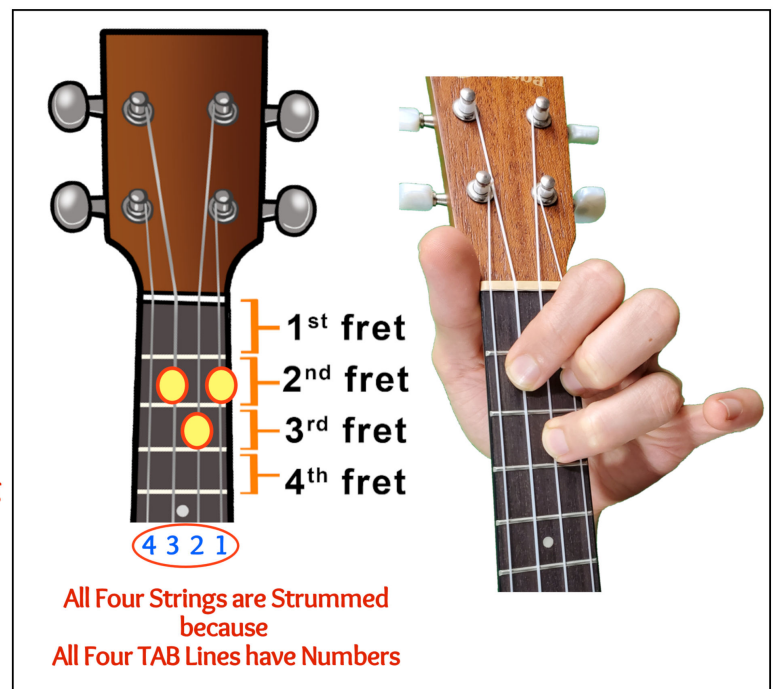
Ukulele Tablature Notation

G

Joy - ful, joy - ful,

Press Frets 2 and 3

Line / String Numbers



Note: Full chord images (with Fingering) are shown in Appendix A

Amazing Grace

~ Chords ~



Chord progression: G C G

Beat: 1 2 3 1 2 3 1 2 3 1 2 3

A - maz - ing Grace, how sweet the sound that

TAB: 2 3 2 0 2 3 2 0 3 0 0 2 3 2 0

Chord progression: D

Beat: 1 2 3 1 2 3 1 2 3 1 2 3

saved a wretch like me. I

TAB: 2 3 2 0 2 3 2 0 0 2 2 2 2 2

Chord progression: G C G

Beat: 1 2 3 1 2 3 1 2 3 1 2 3

once was lost but now am found, was

TAB: 2 3 2 0 2 3 2 0 3 0 0 2 3 2 0

Chord progression: Em D G

Beat: 1 2 3 1 2 3 1 2 3 1 2 3

blind but now I see! 'Twas

TAB: 2 3 4 0 0 2 2 2 2 2 3 2 3 2 0

* Strum Pattern #7 Can Also Be Used For This Song

Amazing Grace Chords

Chords: G, C, G

Lyrics: grace that taught my heart to fear And

Strumming pattern (TAB):

T	2	3	2	0	2	3	0	2	3	0
A	3	3	2	0	3	3	0	3	3	0
B	2	2	2	0	2	2	0	2	2	0
	1	2	3	1	2	3	1	2	3	1

Chord: D

Lyrics: grace my fears re - liev'd; _____ How

Strumming pattern (TAB):

T	2	3	2	0	2	3	0	2	3	0
A	3	3	2	0	3	3	0	3	3	0
B	2	2	2	0	2	2	0	2	2	0
	1	2	3	1	2	3	1	2	3	1

Chords: G, C, G

Lyrics: prec - ious did that grace ap - pear the

Strumming pattern (TAB):

T	2	3	2	3	0	2	3	0	2	3
A	3	3	2	3	0	3	3	0	3	3
B	2	2	2	0	0	2	2	0	2	2
	1	2	3	1	2	3	1	2	3	1

Chords: Em, D, G

Lyrics: hour I first be - liev'd!

Strumming pattern (TAB):

T	2	3	4	0	2	3	2	3	0	2
A	3	3	4	0	3	3	2	3	0	3
B	2	2	2	0	2	2	0	2	0	2
	1	2	3	1	2	3	1	2	3	1

*For this my son was dead, and is alive again;
he was lost, and is found. ~ Luke 15:24*

Battle Hymn of the Republic

~ Chords ~

A

Mine eyes have seen the glo - ry of the com - ing of the Lord, He is

Beat: 1 2 3 4 1 2 3 4

D **A**

tramp - ling out the vin - tage where the grapes of wrath are stored. He hath

1 2 3 4 1 2 3 4

loos'd the fate - ful light - ning of his ter - ri - ble swift sword. His

1 2 3 4 1 2 3 4

Bm **E** **A**

truth is march - ing on.

1 2 3 4 1 2 3 4

* Strum Pattern #4 Can Also Be Used For This Song

Battle Hymn of the Republic Chords

A

Be Thou My Vision

~ Chords ~



G Em C G

Be Thou my vis - ion, O Lord of my heart;

Beat: 1 2 3 1 2 3 1 2 3 1 2 3

D Am C D

Naught be all else to me, save that Thou art.

1 2 3 1 2 3 1 2 3 1 2 3

C Em G C

Thou my best thought by day or by night,

1 2 3 1 2 3 1 2 3 1 2 3

G Em Am G

Wak - ing or sleep - ing, Thy pres - ence my light.

1 2 3 1 2 3 1 2 3 1 2 3

*** Strum Pattern #9 Can Also Be Used For This Song**

Be Thou My Vision

Chords

Be Thou my Wisdom and Thou my true Word;

1 2 3 1 2 3 1 2 3 1 2 3

D Am C D
 I e - ver with thee, and Thou with me Lord;
 T 0 0 3 0
 A 2 0 0 2
 B 2 0 0 2
 2 2 0 2
 1 2 3 1 2 3 1 2 3 1 2 3

Thou my great Father and I Thy true son;

Chords: C, Em, G, C

Tablature (T, A, B strings):

Measure	T	A	B
1	3	0	0
2	0	0	0
3	0	0	0
4	2	3	4
5	0	0	0
6	2	3	2
7	0	0	0
8	3	0	0
9	0	0	0
10	0	0	0

Thou in me dwel - ling, and I with Thee one.

1 2 3 1 2 3 1 2 3 1 2 3

Thy word is a lamp unto my feet, and a light unto my path.

~ Psalm 119:105

Bringing in the Sheaves

~ Chords ~

C **F**

Sow - ing in the morn - ing, sow - ing seeds of kind - ness,

Beat: 1 2 3 4 1 2 3 4

C **G7**

Sow - ing in the noon - tide and the dew - y eve;

1 2 3 4 1 2 3 4

C **F**

Wait - ing for the har - vest, and the time of reap - ing,

1 2 3 4 1 2 3 4

C **G7** **C**

We shall come re - joic - ing, bring - ing in the sheaves.

1 2 3 4 1 2 3 4

* Strum Pattern #5 Can Also Be Used For This Song

Bringing in the Sheaves Chords

C **F** **C**

Bring - ing in the sheaves, bring - ing in the sheaves,

T 3 3 0 0 0 0 3 0 0 0 0 0 3 0 0 0 0

1 2 3 4 1 2 3 4

G⁷

We shall come re - joic - ing, bring - ing in the sheaves.

T 3 3 0 0 0 0 3 0 0 0 0 0 2 1 2 0 0

1 2 3 4 1 2 3 4

C **F** **C**

Bring - ing in the sheaves, bring - ing in the sheaves,

T 3 3 0 0 0 0 0 1 0 0 0 0 3 0 0 0 0

1 2 3 4 1 2 3 4

G⁷ **C**

We shall come re - joic - ing, bring - ing in the sheaves.

T 3 3 0 0 0 0 2 1 2 0 0 0 3 0 0 0 0

1 2 3 4 1 2 3 4

And he that reapeth receiveth wages, and gathereth fruit unto life eternal: that both he that soweth and he that reapeth may rejoice together.

~ John 4:36



Crown Him with Many Crowns

~ Chords ~



C Am F C F G

Crown Him with man - y crowns, The Lamb up - on His throne; Hark!

T 3 0 0 0 3 0 2 2
A 0 0 1 1 0 1 3 3
B 0 2 2 2 0 2 0 0

Beat: 1 2 3 4 1 2 3 4 1 2 3 4 1 2 3 4

C Am D G D G

how the heav'n - ly an - them__ drowns all mu - sic but its own; A -

T 3 0 0 2 2 0 2 2
A 0 0 2 3 3 2 3 3
B 0 2 2 2 2 2 2 0

1 2 3 4 1 2 3 4 1 2 3 4 1 2 3 4

C F D G

wake, my soul, and sing. Of Him who died for thee, And

T 3 3 0 0 0 0 2 2
A 0 0 1 1 2 2 3 3
B 0 0 0 0 2 2 2 0

1 2 3 4 1 2 3 4 1 2 3 4 1 2 3 4

C F Dm C F G C

hail Him as Thy match-less King through all e - ter - ni - ty.

T 3 0 0 3 0 2 3 3
A 0 1 1 0 1 3 0 0
B 0 2 2 0 2 0 0 0

1 2 3 4 1 2 3 4 1 2 3 4 1 2 3 4

* Strum Pattern #4 Can Also Be Used For This Song

Crown Him with Many Crowns Chords

C Am F C F G

Crown Him the Lord of life, who tri-umphed o'er the grave, Who

T 3 0 0 0 3 0 2 2
A 0 0 0 1 0 1 3 3
B 0 2 0 2 0 2 2 0

1 2 3 4 1 2 3 4 1 2 3 4 1 2 3 4

C Am D G D G

rose vic-tor-ious in the___ strife for those He came to save; His

T 3 0 0 2 2 0 2 2
A 0 0 2 3 3 2 3 3
B 0 2 2 0 0 2 0 0

1 2 3 4 1 2 3 4 1 2 3 4 1 2 3 4

C F D G

glor-ies now we sing, Who died and rose on high, Who

T 3 3 0 0 0 0 2 2
A 0 0 1 1 2 2 3 3
B 0 0 2 2 2 2 2 0

1 2 3 4 1 2 3 4 1 2 3 4 1 2 3 4

C F Dm C F G C

died, e-ter-nal life to bring, and lives that death may die.

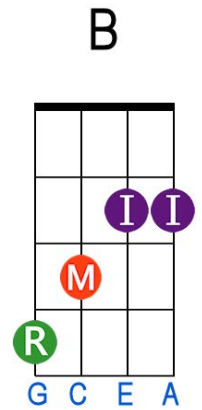
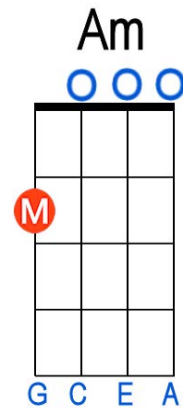
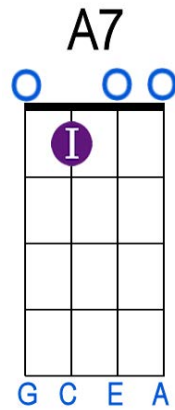
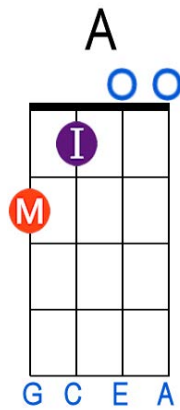
T 3 0 0 3 0 2 3
A 0 1 1 0 1 3 0
B 0 2 2 0 2 0 0

1 2 3 4 1 2 3 4 1 2 3 4 1 2 3 4

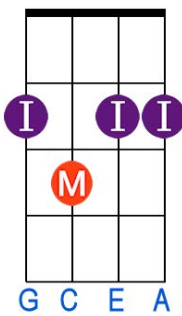
*But we see Jesus, who was made a little lower than the angels
for the suffering of death, crowned with glory and honour.*

~ Hebrews 2:9

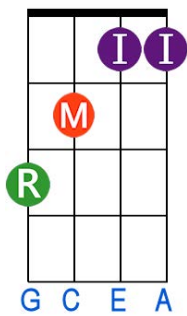
Appendix A: Ukulele Chord Fingerings Diagrams



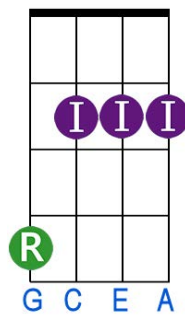
B7



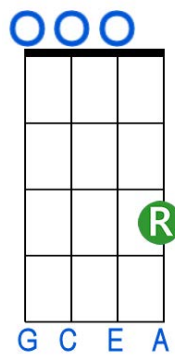
Bb




Bm



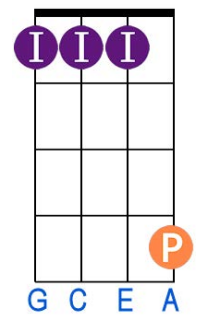
C



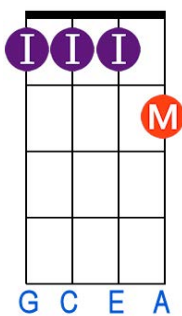
C7



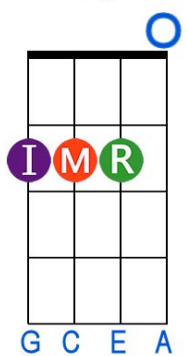
C#



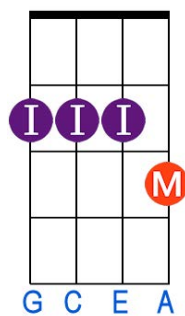
C#7



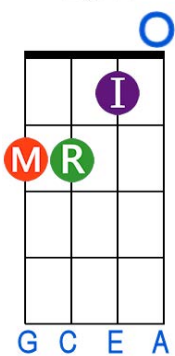
D



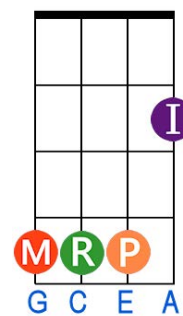
D7



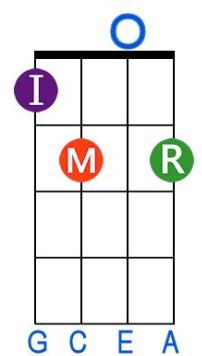
Dm



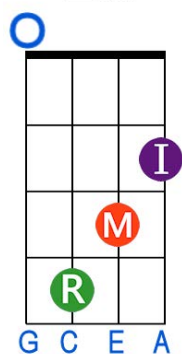
E



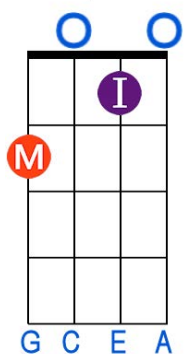
E7



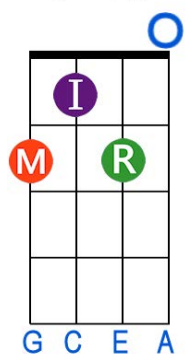
Em



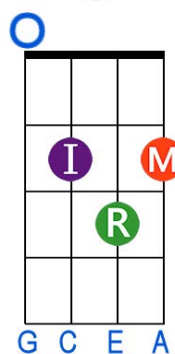
F



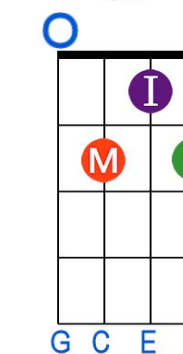
F#m



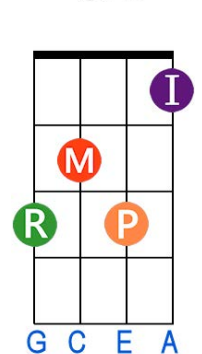
G



G7




Gm



Visit MakeMusicEasy.com for More Songbooks for Ukulele!



Children's Collection Vol. 1



Children's Collection Vol. 2



Christian Children's Collection



Christian Favorites



Christmas Classics

Available for a Variety of Instruments!

**Guitar, Ukulele, Flute,
Recorder, Trumpet, Saxophone,
Clarinet, Violin, Cello**

