

# STRUM SING

## SUPER EASY CHRISTIAN GUITAR SONGBOOK



**60 BEGINNER CHRISTIAN SONGS WITH CHORDS & LYRICS**

AMAZING GRACE - ARKY ARKY SONG - DOWN IN MY HEART - GOD IS SO GOOD - I AM A  
C-H-R-I-S-T-I-A-N - JESUS LOVES ME - JOYFUL, JOYFUL WE ADORE THEE - KUM-BA-YAH -  
MICHAEL ROW THE BOAT ASHORE - THIS LITTLE LIGHT OF MINE - WHEN THE SAINTS GO  
MARCHING IN - WILL THE CIRCLE BE UNBROKEN ...AND MORE!

# Christian Guitar Strum & Sing

All songs by Anonymous except: “Amazing Grace” – lyrics by Jon Newton; “Battle Hymn of the Republic” – lyrics by Julia Ward Howe; “Bringing in the Sheaves” – lyrics by Knowles Shaw; “Crown Him with Many Crowns” – lyrics by Matthew Bridges and Godfrey Thring, music by Sir George Job Elvey; “Do Lord” – lyrics by Julia Ward Howe; “For All the Saints” by William Walsham How; “God Bless America” by Irving Berlin; “Holy, Holy, Holy” by Reginald Heber; “How Great Thou Art” – lyrics by Carl Boberg; “In the Sweet By and By” – lyrics by S. Fillmore Bennett, music by Joseph P. Webster; “Jesus Loves Me” – lyrics by Anna B. Warner, music by William B. Bradbury; “Jesus Loves the Little Children” – lyrics by Clare Herbert Woolston, music by George Frederick Root; “Joyful, Joyful We Adore Thee” – lyrics by Henry van Dyke, music by Ludwig van Beethoven; “Make Me a Channel of Your Peace” – lyrics by St. Francis of Assisi; “Nearer My God to Thee” by Sarah Flower Adams; “The Old Rugged Cross” by George Bennard; “The Wise Man Built His House Upon the Rock” by Ann Omley; “This is My Fathers World” by Maltbie Davenport Babcock; “This is the Day the Lord Has Made” by Isaac Watts; “This Little Light of Mine” by Harry Dixon Loes; “To God Be the Glory” – lyrics by Fanny Crosby, music by William Howard Doane; “What a Friend We Have in Jesus” – lyrics by Joseph M. Scriven, music by Charles Crozat Converse; “Will the Circle Be Unbroken” – lyrics by Ada R. Habershon, music by Charles H. Gabriel; “When the Roll is Called Up Yonder” by James Milton Black



Song Arrangements by Nicholas Carothers

Copyright © 2025 by Make Music Easy

Make Music Easy expressly reserves all rights. No part of this publication may be reproduced, distributed, or transmitted in any form or by any means, including photocopying, recording, or other digital, electronic or mechanical means, without the prior express written permission of Make Music Easy, except in the case of brief quotations, embodied reviews, and certain other noncommercial uses permitted by copyright law. Furthermore, character images contained in this work are the property of Make Music Easy and all rights are expressly reserved.

**MakeMusicEasy.com**



# Table of Contents

1. *About this Songbook*
2. *About Guitar Tablature*
3. *Alternate Strumming Patterns*
4. Alive, Alive
6. Amazing Grace
8. Arky, Arky Song
10. Battle Hymn of the Republic
12. Be Thou My Vision
14. Behold, Behold
16. Bringing in the Sheaves
18. Climb, Climb Up Sunshine Mountain
20. Crown Him with Many Crowns
22. Deep and Wide
24. Do Lord
26. Down by the Riverside
28. Down in My Heart
30. For All the Saints
32. Give Me Oil in My Lamp
34. Go Down Moses
36. God Bless America
38. God is So Good
40. Hallelu, Hallelujah!
42. He's Got the Whole World in His Hands
44. Holy, Holy, Holy
46. How Great Thou Art
48. I am a C-H-R-I-S-T-I-A-N
50. I'm in the Lord's Army
52. In the Sweet By and By
54. Isn't He Wonderful
56. I've Got Peace Like a River
58. Jesus Christ is Risen Today
60. Jesus Loves Me
62. Jesus Loves the Little Children
64. Jesus Wants Me For a Sunbeam
66. Joshua Fought the Battle of Jericho
68. Joyful, Joyful We Adore Thee
70. Kum-Ba-Yah
72. Make Me a Channel of Your Peace
74. Michael Row the Boat Ashore
76. My God is So Big
78. Nearer My God to Thee
80. Oh Be Careful, Little Eyes
82. Oh, How I Love Jesus
84. Praise Him, All Ye Little Children
86. Rejoice in the Lord Always
88. Rock-a-My Soul
90. Shall We Gather at the River
92. Standin' in the Need of Prayer
94. Swing Low, Sweet Chariot
96. The B-I-B-L-E
98. The Old Rugged Cross
100. The Wise Man Built His House
102. This is My Father's World
104. This is the Day the Lord Has Made
106. This Little Light of Mine
108. This Train is Bound for Glory
110. To God Be the Glory
112. What a Friend We Have in Jesus
114. When the Roll is Called Up Yonder
116. When the Saints Go Marching In
118. Who Did Swallow Jonah?
120. Will the Circle Be Unbroken
122. Zacchaeus Was a Wee Little Man
124. *Appendix: Chord Fingerings and Photos*

# About this Songbook

Those who play guitar often want to sing -- and those who sing often want to play guitar. For beginners however, "putting it all together" can be an overwhelming challenge. That's why we provide this simple approach where song lyrics directly line up with simple strumming patterns, making it super easy to sing while playing!

The diagram shows a musical staff with a treble clef and a 4/4 time signature. The staff contains a melody line with notes corresponding to the lyrics "Joy - ful, joy - ful, we a - dore Thee,". Above the staff, the chords "C" and "G" are labeled. Below the staff, the guitar tablature is shown with fret numbers (0, 1, 2, 3) for each string (T, A, B). The lyrics are aligned directly under the staff. The beats are labeled 1, 2, 3, 4 under the staff. Callouts explain the layout: "All songs use common 'open position' chords which are easy to learn and widely used on the guitar", "Chords Symbols are labeled above the staff, making it easy to follow chord progressions while playing songs", "The 'beat' is labeled under each bar of music to help you follow the basic strumming pattern", and "Song lyrics directly line up with simple strumming patterns, making it easy to sing while playing".

All songs use common "open position" chords which are easy to learn and widely used on the guitar

Chords Symbols are labeled above the staff, making it easy to follow chord progressions while playing songs

Standard Notation


Guitar Tablature Notation


Joy - ful, joy - ful, we a - dore Thee,


Beat: 1 2 3 4 1 2 3 4

The "beat" is labeled under each bar of music to help you follow the basic strumming pattern

Song lyrics directly line up with simple strumming patterns, making it easy to sing while playing

 The **vocal melody** is shown in standard notation and aligned with song lyrics.

 **Chords** are shown as chord symbols and in Guitar Tablature notation.

 You can learn new chords shapes and fingerings using **Chord Fingering Diagrams** in the Appendix (*page 124*).

# About Guitar Tablature

**Guitar Tablature (TAB)** visually matches the layout of the instrument, using six horizontal lines to represent the guitar's six strings. Along with chord diagrams, TAB is one of the primary ways guitar players read music, so understanding TAB is essential for learning the guitar.

With guitar TAB, the top line represents the thinnest string, and the bottom line represents the thickest. TAB shows which frets to press and which strings to strum:

C

Joy - ful, joy - ful,

Press Fret 1

0 1 0 2 3

Press Frets: 2 and 3

Line / String Numbers



**When reading guitar TAB, remember these key points:**

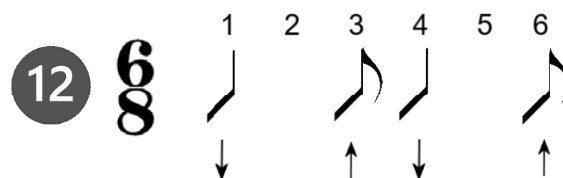
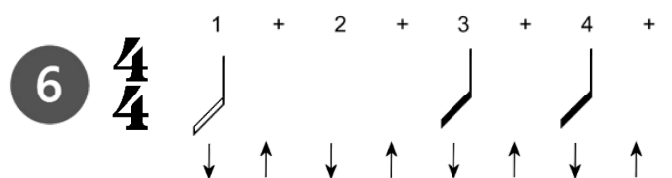
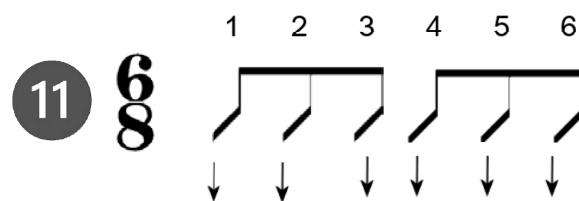
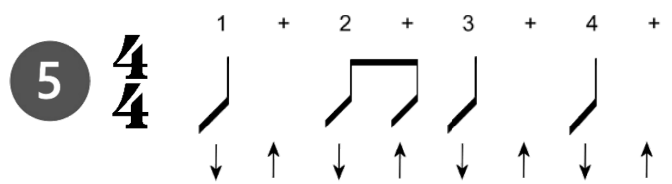
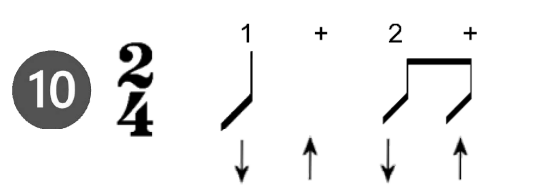
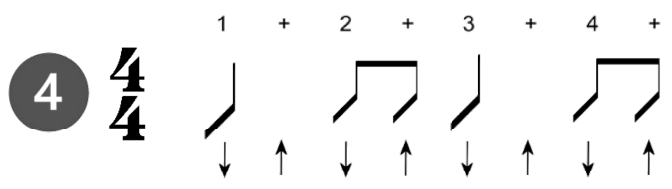
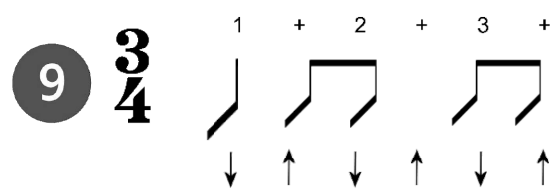
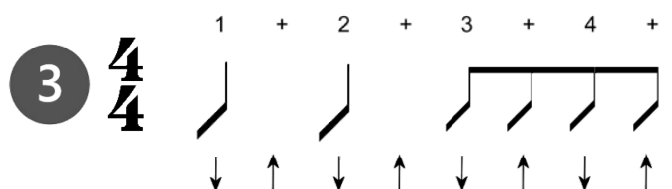
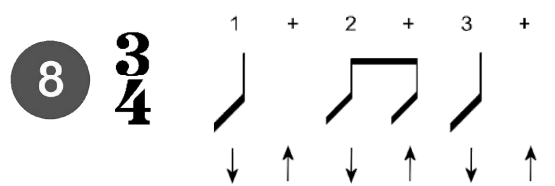
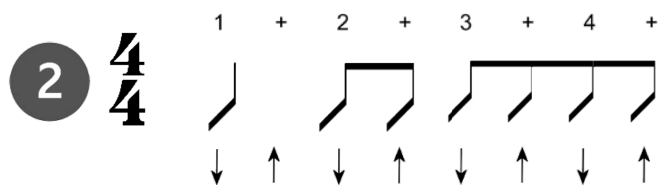
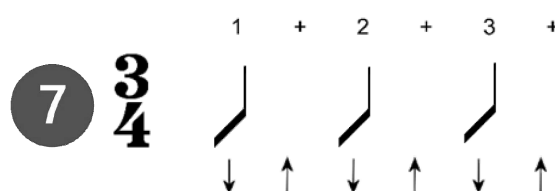
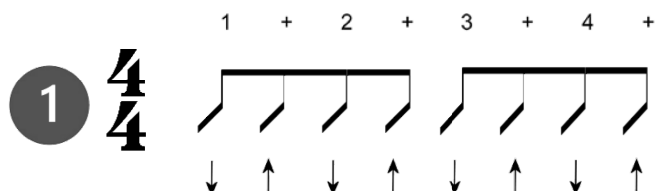
1. A "0" on a line means the string is played open — strummed without pressing any fret.
2. Any number other than "0" shows which fret to press on that string.
3. If there's no number on a line, that string isn't played.

Chord fingerings in TAB format, along with photos, for all the chords in this book can be found in the **Appendix (page 124)**.

# Alternate Strumming Patterns

\*When you're ready, you can try more advanced strumming patterns with any song. On the top right corner of page 2 for each song, you'll find a recommended pattern from the list below.

\*Follow the arrows (**Down ↓, Up ↑**) for strumming-hand directions—each pattern shows one bar of music.





*Beat:*     1                2                3                4                1                2                3                4

1                      2                      3                      4                      1                      2                      3                      4

1                      2                      3                      4                      1                      2                      3                      4

4

# Alive, Alive Strum Pattern 4

**C** **G**

lu - jah! Sing Hal - le - lu - jah! My

0 0 3 3  
1 1 0 0  
2 2 0 0  
3 3 2 3

1 2 3 4 1 2 3 4

**D** **G**

Je - sus is a - live for - ev - er - more. Sing Hal - le -

2 2 3 3 0 3  
3 3 0 0 0 0  
2 2 0 0 2 2  
0 0 3 3 3 3

1 2 3 4 1 2 3 4

**C** **G**

lu - jah! Sing Hal - le - lu - jah! My

0 0 3 3  
1 1 0 0  
2 2 0 0  
3 3 2 3

1 2 3 4 1 2 3 4

**D** **G**

Je - sus is a - live!

2 2 3 3 0 3  
3 3 0 0 0 0  
2 2 0 0 2 2  
0 0 3 3 3 3

1 2 3 4 1 2 3 4



The musical score is for the song "Blind But Now I See!". It features a vocal melody in treble clef and a guitar accompaniment in standard tuning (E, A, B, E). The key signature is one flat (B-flat), and the time signature is 3/4. The lyrics are: "blind but now I see! 'Twas". The guitar part includes fret numbers (0, 1, 2, 3) and fingerings (1, 2, 3) for the right hand.

# Amazing Grace

## Strum Pattern 7

**C** **F** **C**

grace that taught my heart to fear And

1 2 3 1 2 3 1 2 3 1 2 3

**G**

grace my fears re - liev'd; How

1 2 3 1 2 3 1 2 3 1 2 3

**C** **F** **C**

prec - ious did that grace ap - pear the

1 2 3 1 2 3 1 2 3 1 2 3

**Am** **G** **C**

hour I first be - liev'd!

1 2 3 1 2 3 1 2 3 1 2 3



*Beat:*    1                    2                    3                    4                    1                    2                    3                    4

1                      2                      3                      4                      1                      2                      3                      4

1                      2                      3                      4                      1                      2                      3                      4

1                      2                      3                      4                      1                      2                      3                      4

# Arky, Arky Song

## Strum Pattern 4

G C D<sup>7</sup>

rise\_\_\_\_\_ and shine,\_\_\_\_\_ and give God the glo - ry, glo - ry,

3 3 0 2  
0 0 1 1  
0 0 0 2  
0 0 2 0  
2 3 3 3

1 2 3 4 1 2 3 4

G C D<sup>7</sup>

rise\_\_\_\_\_ and shine,\_\_\_\_\_ and give God the glo - ry, glo - ry,

3 3 0 2  
0 0 1 1  
0 0 0 2  
0 0 2 0  
2 3 3 3

1 2 3 4 1 2 3 4

G G<sup>7</sup> C G

rise and shine and give God the glo - ry, glo - ry,

3 1 0 3  
0 0 1 0  
0 0 0 0  
0 0 2 0  
2 3 3 3

1 2 3 4 1 2 3 4

D<sup>7</sup> G

chil - dren of the Lord!

3 2 3  
0 1 0  
0 2 0  
0 0 0  
2 0 3  
3 3 3

1 2 3 4 1 2 3 4





Beat:      1                      2                      3                      4                      1                      2                      3                      4

1                      2                      3                      4                      1                      2                      3                      4

1                      2                      3                      4                      1                      2                      3                      4

1                      2                      3                      4                      1                      2                      3                      4

# Battle Hymn of the Republic

## Strum Pattern 4

**D**

Glo - ry, glo - ry, Hal - le - lu - jah!

1 2 3 4

**G D**

Glo - ry, glo - ry, Hal - le - lu - jah!

1 2 3 4

Glo - ry, glo - ry, Hal - le - lu - jah! His

1 2 3 4

**Em A D**

truth is march - ing on!

1 2 3 4