

# STRUM SING

## SUPER EASY CHRISTMAS UKULELE SONGBOOK



**36 BEGINNER CHRISTMAS SONGS WITH CHORDS & LYRICS**

AWAY IN A MANAGER - CAROL OF THE BELLS - DECK THE HALLS - O CHRISTMAS TREE - O HOLY  
NIGHT - JINGLE BELLS - JOLLY OLD ST. NICHOLAS - JOY TO THE WORLD - SILENT NIGHT -  
THE FIRST NOEL - WE THREE KINGS - WE WISH YOU A MERRY CHRISTMAS  
...AND MORE!

# Christmas Strum & Sing Collection

All songs by Anonymous except: "Auld Lang Syne" – lyrics by Robert Burns; "Away in a Manger" – music by William J. Kirkpatrick; "Coventry Carol" - lyrics by Robert Croo; "Ding Dong Merrily on High" - lyrics by George Ratcliffe Woodward; "Good King Wenceslas" – lyrics by John M. Neale; "Hark! The Herald Angels Sing" – lyrics by Charles Wesley, music by Felix Mendelssohn; "Infant Holy, Infant Lowly" - paraphrased by Edith M.G. Reed; "It Came Upon a Midnight Clear" – lyrics by Edmund Sears, music by Richard Storrs-Willis; "Jingle Bells" by James Pierpont; "Joy to the World" – lyrics by Isaac Watts, music by George Frideric Handel; "O Christmas Tree" – lyrics by Richard Storrs-Willis; "O Come, O Come Emmanuel" – lyrics translated by John M. Neal; "O Come Little Children" – lyrics by C. von Schmidt, music by J.P.A. Schulz; "O Come, All Ye Faithful" by John Francis Wade; "O Holy Night" by Adolphe Adam; "O Little Town of Bethlehem" – lyrics by Phillips Brooks, music by Lewis H. Redner; "Silent Night" – lyrics by Joseph Mohr, music by Franz X. Gruber; "Toyland" - lyrics by Glen MacDonough, music by Victor Herbert; "Up on the Housetop" by Benjamin Hanby; "We Three Kings" by John H. Hopkins, Jr.; "What Child is This?" – lyrics by William C. Dix; "While Shepherds Watched Their Flocks" – lyrics by Nahum Tate



Song Arrangements by Nicholas Carothers

Copyright © 2025 by Make Music Easy

Make Music Easy expressly reserves all rights. No part of this publication may be reproduced, distributed, or transmitted in any form or by any means, including photocopying, recording, or other digital, electronic or mechanical means, without the prior express written permission of Make Music Easy, except in the case of brief quotations, embodied reviews, and certain other noncommercial uses permitted by copyright law. Furthermore, character images contained in this work are the property of Make Music Easy and all rights are expressly reserved.

**[MakeMusicEasy.com](https://www.MakeMusicEasy.com)**



# Table of Contents

- 4. *About this Songbook*
- 5. *About Ukulele Tablature*
- 6. *Alternate Strumming Patterns*
- 7. All Through the Night
- 9. Angels We Have Heard on High
- 11. Auld Lang Syne
- 13. Away in a Manger
- 15. Bring a Torch, Jeanette, Isabella
- 17. Carol of the Bells
- 19. Christ Was Born on Christmas Day
- 21. Coventry Carol
- 23. Deck the Halls
- 25. Ding Dong Merrily on High
- 27. Go Tell It on the Mountain
- 29. God Rest Ye Merry Gentlemen
- 31. Good King Wenceslas
- 33. Hark! The Herald Angels Sing
- 35. Here We Come A-wassailing
- 37. I Saw Three Ships
- 39. Infant Holy, Infant Lowly
- 41. It Came Upon a Midnight Clear
- 43. Jingle Bells
- 45. Jolly Old Saint Nicholas
- 47. Joy to the World
- 49. O Christmas Tree
- 51. O Come, All Ye Faithful
- 53. O Come Little Children
- 55. O Come, O Come Emmanuel
- 57. O Holy Night
- 61. O Little Town of Bethlehem
- 63. Silent Night
- 65. The First Noel
- 67. The Holly and the Ivy
- 69. Toyland
- 71. Up on the Housetop
- 73. We Three Kings
- 75. We Wish You a Merry Christmas
- 77. What Child is This?
- 79. While Shepherds Watched Their Flocks
- 81. *Appendix: Chord Fingerings and Photos*



# About this Songbook

Those who play ukulele often want to sing -- and those who sing often want to play ukulele. For beginners however, "putting it all together" can be an overwhelming challenge. That's why we provide this simple approach where song lyrics directly line up with simple strumming patterns, making it super easy to sing while playing!

All songs use common "open position" chords which are easy to learn and widely used on the ukulele

Chords Symbols are labeled above the staff, making it easy to follow chord progressions while playing songs

Standard Notation

Ukulele Tablature Notation

Beat: 1 2 3 4 1 2 3 4


Jol - ly old Saint Nic - ho - las,


G D


T 2 2 0 0  
A 3 3 2 2  
B 2 2 2 2

The "beat" is labeled under each bar of music to help you follow the basic strumming pattern

Song lyrics directly line up with simple strumming patterns, making it easy to sing while playing

 The **vocal melody** is shown in standard notation and aligned with song lyrics.

 **Chords** are shown as chord symbols and in Ukulele Tablature notation.

 You can learn new chords shapes and fingerings using **Chord Fingering Diagrams** in the Appendix (page 81).

# About Ukulele Tablature

**Ukulele Tablature (TAB)** visually matches the layout of the instrument, using four horizontal lines to represent the ukulele's four strings. Along with chord diagrams, TAB is one of the primary ways ukulele players read music, so understanding TAB is essential for learning the ukulele.

With ukulele TAB, the top line represents the string closest to your face, and the bottom line represents the string closest to the floor when holding the ukulele. TAB shows which frets to press and which strings to strum.

**G**

Jol - ly old Saint

Press Frets 2 and 3

TAB

2 3 2 0

Line / String Numbers



**When reading ukulele TAB, remember these key points:**

1. A "0" on a line means the string is played open — strummed without pressing any fret.
2. Any number other than "0" shows which fret to press on that string.
3. If there's no number on a line, that string isn't played.

Chord fingerings in TAB format, along with photos, for all the chords in this book can be found in the **Appendix (page 81)**.

# Alternate Strumming Patterns

\*When you're ready, you can try more advanced strumming patterns with any song. On the top right corner of page 2 for each song, you'll find a recommended pattern from the list below.

\*Follow the arrows (**Down ↓, Up ↑**) for strumming-hand directions—each pattern shows one bar of music.

**1**  $\frac{4}{4}$

1 + 2 + 3 + 4 +

**2**  $\frac{4}{4}$

1 + 2 + 3 + 4 +

**3**  $\frac{4}{4}$

1 + 2 + 3 + 4 +

**4**  $\frac{4}{4}$

1 + 2 + 3 + 4 +

**5**  $\frac{4}{4}$

1 + 2 + 3 + 4 +

**6**  $\frac{4}{4}$

1 + 2 + 3 + 4 +

**7**  $\frac{3}{4}$

1 + 2 + 3 +

**8**  $\frac{3}{4}$

1 + 2 + 3 +

**9**  $\frac{3}{4}$

1 + 2 + 3 +

**10**  $\frac{2}{4}$

1 + 2 +

**11**  $\frac{6}{8}$

1 2 3 4 5 6

**12**  $\frac{6}{8}$

1 2 3 4 5 6

# All Through the Night

G C A D C D G

Sleep, my child, and peace at-tend thee, all through the night;

Beat: 1 2 3 4 1 2 3 4 1 2 3 4 1 2 3 4

C A D C D G

Guard - ian an - gels God will send thee, all through the night.

1 2 3 4 1 2 3 4 1 2 3 4 1 2 3 4

C Am C Am D G D

Soft the drow - sy hours are creep-ing hill and vale in slum - ber sleep - ing.

1 2 3 4 1 2 3 4 1 2 3 4 1 2 3 4

G C A D C D G

I my loved ones watch am keep - ing, all through the night.

1 2 3 4 1 2 3 4 1 2 3 4 1 2 3 4

# All Through the Night

## Strum Pattern 4

G C A D C D G

While the moon her watch is keep - ing, all through the night;

T 2 3 0 0 3 0 2 2  
A 3 0 0 2 0 2 3 3  
B 2 0 1 2 0 2 2 2  
0 0 2 2 0 2 0 0

1 2 3 4 1 2 3 4 1 2 3 4 1 2 3 4

C A D C D G

While the wear - y world is sleep - ing, all through the night.

T 2 3 0 0 3 0 2 2  
A 3 0 0 2 0 2 3 3  
B 2 0 1 2 0 2 2 2  
0 0 2 2 0 2 0 0

1 2 3 4 1 2 3 4 1 2 3 4 1 2 3 4

C Am C Am D G D

O'er thy spi - rit gen - tly steal - ing, vis - ions of de - light re - veal - ing.

T 3 0 3 0 0 0 2 0  
A 0 0 0 0 0 2 3 2  
B 0 0 0 0 0 2 2 2  
0 2 0 2 2 0 2 2

1 2 3 4 1 2 3 4 1 2 3 4 1 2 3 4

G C A D C D G

Breathes a pure and ho - ly feel - ing, all through the night.

T 2 3 0 0 3 0 2  
A 3 0 0 2 0 2 3  
B 2 0 1 2 0 2 2  
0 0 2 2 0 2 0

1 2 3 4 1 2 3 4 1 2 3 4 1 2 3 4





G D G D G

An - gels we have heard on high, Sweet - ly sing - ing o'er the plains.

T 2 2 0 2 2 0 2 2  
A 3 3 2 3 3 2 3 3  
B 2 2 2 2 2 2 2 2  
0 0 2 0 0 0 2 0

Beat: 1 2 3 4 1 2 3 4 1 2 3 4 1 2 3 4

D G D G

And the moun-tains in re - ply, Ec - ho - ing their joy - ous strains,

T 2 2 0 2 2 0 2 2  
A 3 3 2 3 3 2 3 3  
B 2 2 2 2 2 2 2 2  
0 0 2 0 0 0 2 0

1 2 3 4 1 2 3 4 1 2 3 4 1 2 3 4

E Am D G C D G D

"Glor\_\_\_\_\_ri - a, in ex-cel-sis De - o,

T 2 2 0 0 2 3 0 2 2 2 2 0  
A 3 4 0 0 3 0 2 3 3 3 3 2  
B 2 4 0 2 2 0 2 2 2 2 2 2  
0 4 2 2 0 0 2 2 0 0 0 2

1 2 3 4 1 2 3 4 1 2 3 4 1 2 3 4 1 2 3 4

G E Am D G C D G D G

Glor\_\_\_\_\_ri - a, in ex-cel-sis De\_\_\_\_\_o."

T 2 2 0 0 2 3 0 2 2 2 2 0 2 2 2 2  
A 3 4 0 2 3 0 2 2 3 3 3 2 3 3 3 3  
B 2 4 0 2 2 0 2 2 2 2 2 2 2 2 2 2  
0 4 2 2 0 0 2 2 0 0 0 0 0 0 0 0

1 2 3 4 1 2 3 4 1 2 3 4 1 2 3 4 1 2 3 4 1 2 3 4

# Angels We Have Heard on High

## Strum Pattern 4

G D G D G

Shep-herds why this ju - bi - lee? Why your joy - ous strains pro-long?

T 2 2 0 2 2 2 0 2  
A 3 3 2 3 3 3 2 3  
B 2 2 2 2 2 2 2 2  
0 0 0 0 0 0 0 0  
1 2 3 4 1 2 3 4 1 2 3 4 1 2 3 4

D G D G

What the glad - some ti - dings be, which in - spire your heavn' - ly song?

T 2 2 0 2 2 2 0 2  
A 3 3 2 3 3 3 2 3  
B 2 2 2 2 2 2 2 2  
0 0 0 0 0 0 0 0  
1 2 3 4 1 2 3 4 1 2 3 4 1 2 3 4

E Am D G C D G D

"Glor ri - a, in ex-cel-sis De - o,

T 2 2 0 0 2 3 0 2 2 2 2 2 0 2  
A 3 4 0 0 3 0 2 3 3 3 3 3 2 3  
B 2 4 0 0 2 0 2 0 2 2 2 2 2 2  
0 4 2 2 0 0 0 2 0 0 0 0 0 2  
1 2 3 4 1 2 3 4 1 2 3 4 1 2 3 4 1 2 3 4

G E Am D G C D G D G

Glor ri - a, in ex-cel-sis De o."

T 2 2 0 0 2 3 0 2 2 2 2 2 0 2 2 2 2  
A 3 4 0 0 3 0 2 3 3 3 3 3 2 3 3 3  
B 2 4 0 0 2 0 2 0 2 2 2 2 2 2 2 2  
0 4 2 2 0 0 0 2 0 0 0 0 0 0 0 0  
1 2 3 4 1 2 3 4 1 2 3 4 1 2 3 4 1 2 3 4 1 2 3 4

# Auld Lang Syne



Chords: G D G C

Should auld ac-quaint-ance be for-got, and nev - er brought to mind? Should

Beat: 1 2 3 4 1 2 3 4 1 2 3 4 1 2 3 4

Chords: G D Em C G

auld ac-quaint-ance be for-got and days of Auld Lang Syne? For

Beat: 1 2 3 4 1 2 3 4 1 2 3 4 1 2 3 4

Chords: D G C

Auld Lang Syne, my dear, For Auld Lang Syne, We'll

Beat: 1 2 3 4 1 2 3 4 1 2 3 4 1 2 3 4

Chords: G D Em C G

take a cup of kind - ness yet, For Auld Lang Syne. We

Beat: 1 2 3 4 1 2 3 4 1 2 3 4 1 2 3 4

# Auld Lang Syne

## Strum Pattern 4

G D G C

twah' ha'eran a - boor the brae, and pu'd the Gow-ans fine. We've

T 2 2 0 0 2 2 3 3  
A 3 3 2 2 3 3 0 0  
B 0 0 2 2 0 0 0 0

1 2 3 4 1 2 3 4 1 2 3 4 1 2 3 4

G D Em C G

wand - ered mony a wear - y foot, sing Auld Lang Syne. For

T 2 2 0 0 2 3 2 2  
A 3 3 2 2 3 0 3 3  
B 0 0 2 2 4 0 2 0

1 2 3 4 1 2 3 4 1 2 3 4 1 2 3 4

D G C

Auld Lang Syne, my dear, For Auld Lang Syne, We'll

T 2 2 0 0 2 2 3 3  
A 3 3 2 2 3 3 0 0  
B 0 0 2 2 0 0 0 0

1 2 3 4 1 2 3 4 1 2 3 4 1 2 3 4

G D Em C G

take a cup of kind - ness yet, for Auld Lang Syne.

T 2 2 0 0 2 3 2  
A 3 3 2 2 3 0 3  
B 0 0 2 2 4 0 0

1 2 3 4 1 2 3 4 1 2 3 4 1 2 3 4





**G** **C** **G**

A - way in a man - ger, no crib for a bed, the

Beat: 1 2 3 1 2 3 1 2 3 1 2 3

**D** **G**

lit - tle Lord Je - sus lay down His sweet head. The

1 2 3 1 2 3 1 2 3 1 2 3

**C** **G**

stars in the sky look down where He lay. The

1 2 3 1 2 3 1 2 3 1 2 3

**D** **G** **Am** **G**

lit - tle Lord Je - sus, a - sleep on the hay. The

1 2 3 1 2 3 1 2 3 1 2 3

# Away in a Manger

## Strum Pattern 8

G C G

cat - tle are low - ing, the ba - by a - wakes, but

T 2 3 2  
A 2 2 2  
B 0 0 0

1 2 3 1 2 3 1 2 3 1 2 3

D G

lit - tle Lord Je - sus, no cry - ng he makes. I

T 0 2 2  
A 2 2 2  
B 2 2 2

1 2 3 1 2 3 1 2 3 1 2 3

C G

love thee, Lord Je - sus, look down from the sky and

T 2 3 2  
A 2 2 2  
B 0 0 0

1 2 3 1 2 3 1 2 3 1 2 3

D G Am G

stay by my cra - dle 'til morn - ing is nigh.

T 0 2 2  
A 2 2 2  
B 2 2 2

1 2 3 1 2 3 1 2 3 1 2 3